







EUROPEAN PARLIAMENT EURO BAROMETER

EP 2024 SPRING SURVEY (EB045EP)
COUNTRY RESULTS | GREECE

Methodology

Coverage	Fieldwork dates	Data collection method	Interviews completed	Population	EU total
27 EU Member States	 07/02/2024 - 03/03/2024	 Face-to-face*	 26 411	15+ years old	Data weighted according to the size of the population of each country
	 07/02/2024 - 25/02/2024	 Face-to-face	 1 002		

*Including CAVI (Computer-assisted video interviewing) in Czechia, Denmark, Malta and Finland

Contents

- 01** EU citizens' perception of the European Parliament
- 02** June 2024 European elections: an outlook on voters and voting
- 03** Understanding voting behaviour
- 04** Life in the EU from citizens' perspective
- 05** Europeans' perception of the EU and the EU membership
- 06** EU in the world and future perspectives

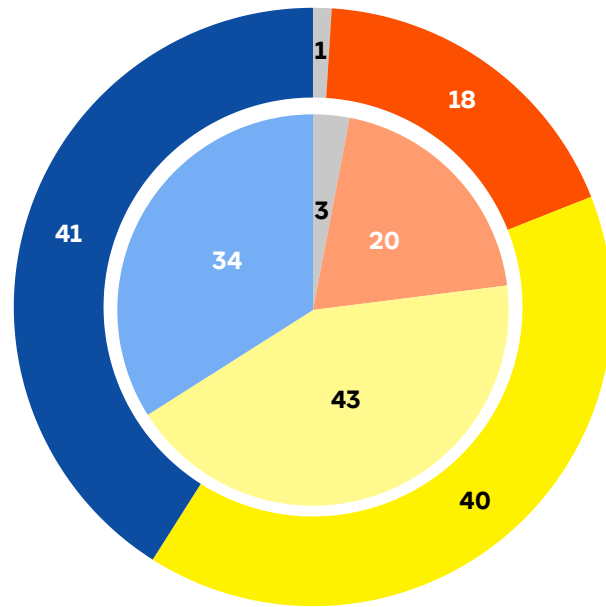
01 EU citizens' perception of the European Parliament

Image of the European Parliament



QA1. In general, do you have a very positive, fairly positive, neutral, fairly negative or very negative image of the European Parliament? (%)

EU27 Outer Pie
EL Inner Pie

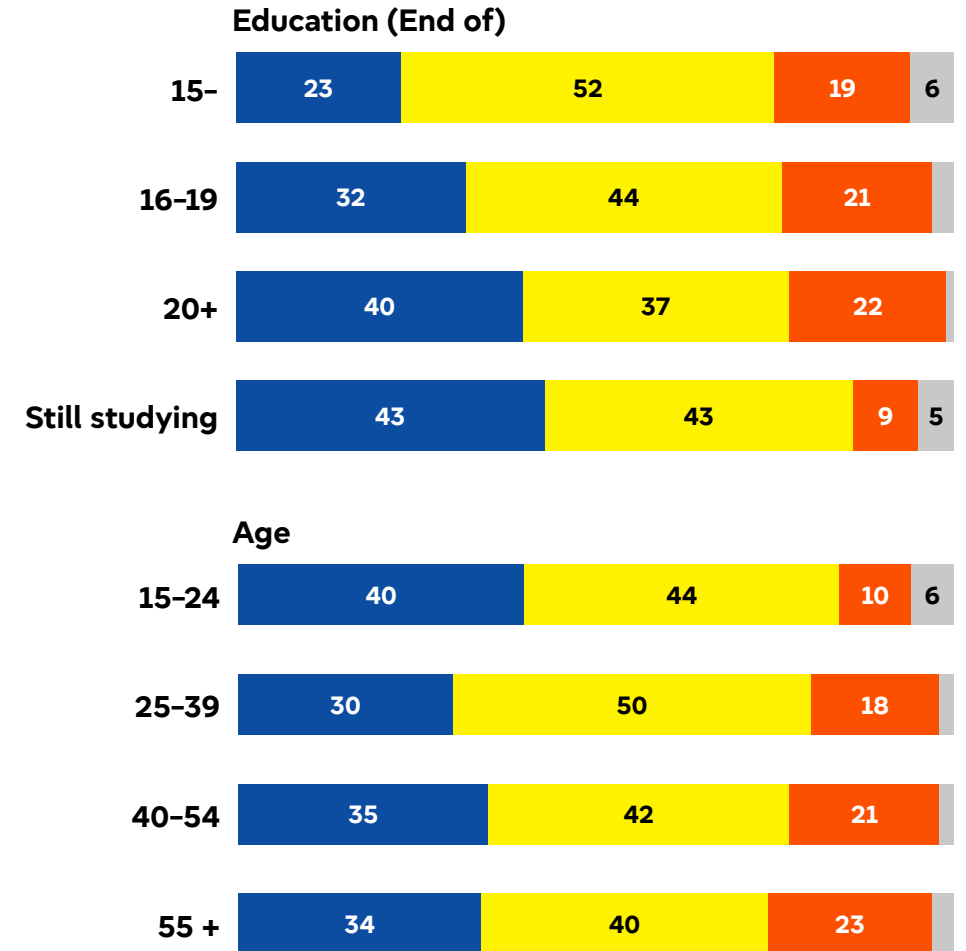


● Total 'Positive' ● Neutral ● Total 'Negative' ● Don't know

	EU27	EL
Total 'Positive'	41 ▲5	34 ▲3
Neutral	40 ▼4	43 ▼4
Total 'Negative'	18 =	20 ▼1
Don't know	1 ▼1	3 ▲2

▲▼ (Feb/Mar 2024 - Sept/Oct 2023)

Sociodemographic breakdown (%)

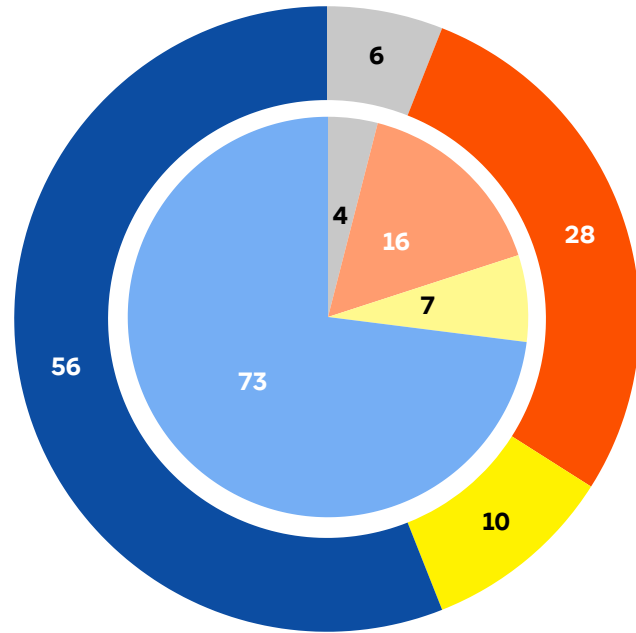


The role of the European Parliament



QA2. Would you personally like to see the European Parliament play a more important or less important role? (%)

EU27 Outer Pie
EL Inner Pie




● More important ● No change/ As it is now (SPONTANEOUS) ● Less important ● Don't know

	EU27	EL
More important	56 Δ 3	73 ∇ 4
No change/ As it is now (SPONTANEOUS)	10 =	7 =
Less important	28 ∇ 2	16 Δ 3
Don't know	6 ∇ 1	4 Δ 1


Δ ∇ (Feb/Mar 2024 - Sept/Oct 2023)

Sociodemographic breakdown (%)

Education (End of)




Follow European politics



02 June 2024 European elections: an outlook on voters and voting

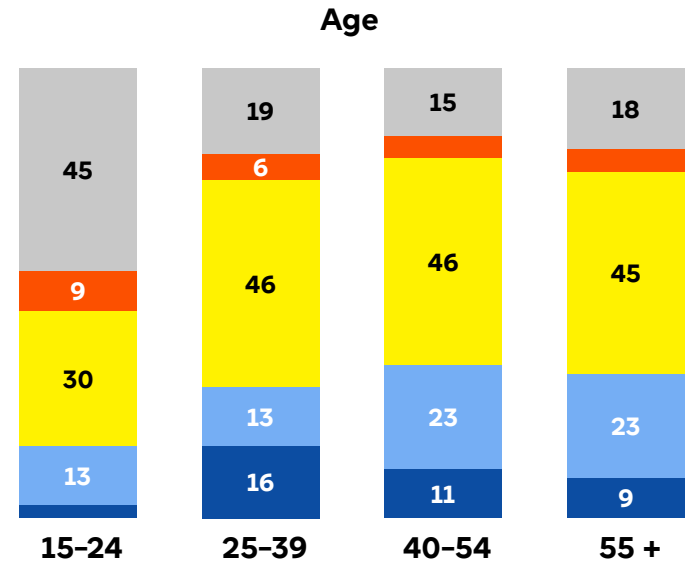
Awareness of the next European elections

QA12. To your knowledge, when will the next European elections be held here in (OUR COUNTRY)? (%)

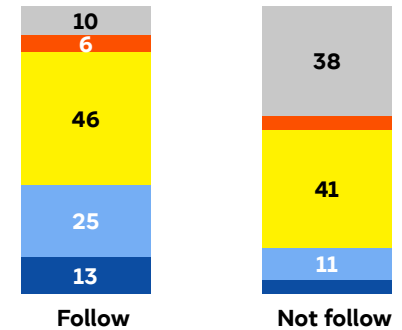


● Total 'Correct knowledge of the date'
 ● Total 'Correct knowledge of the month and year'
 ● Total 'Correct knowledge of the year but not month'
 ● Total 'Incorrect answer'
 ● Don't know

Sociodemographic breakdown (%)



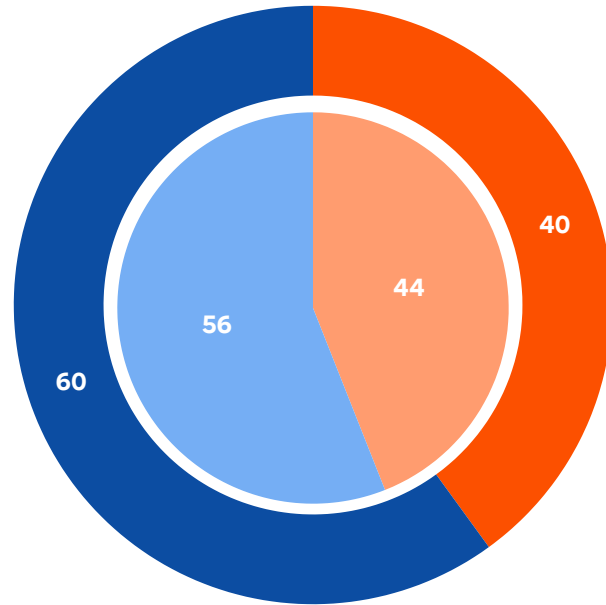
Follow European politics



Interest in the 2024 European elections

QA13. The next European elections will be held in June 2024. How interested or not would you say you are in these elections? (%)

EU27 Outer Pie
EL Inner Pie

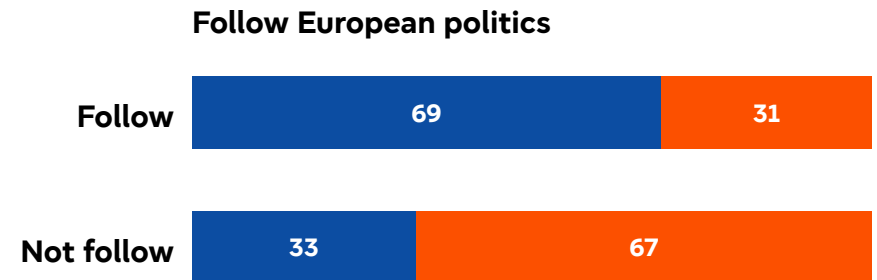
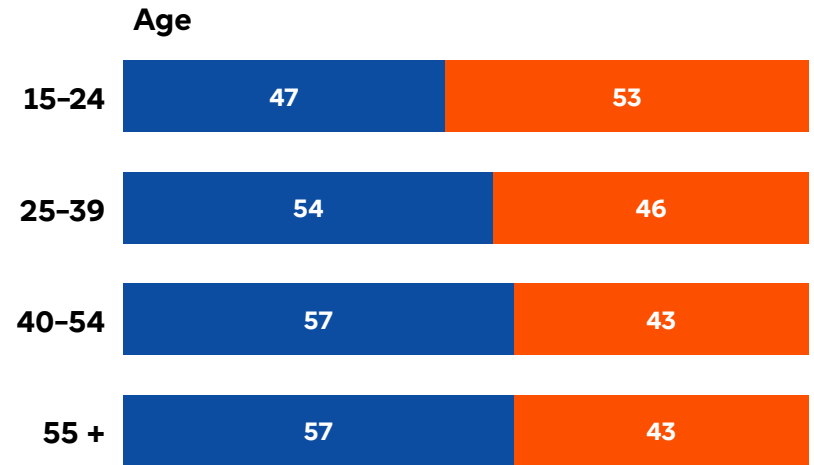


● Total 'Interested' ● Total 'Not interested' ● Don't know

	EU27		EL	
Total 'Interested'	60	▲11	56	▲6
Total 'Not interested'	40	▼10	44	▼6
Don't know	0	▼1	0	

▲▼ (Feb/Mar 2024 - Feb/Mar 2019)

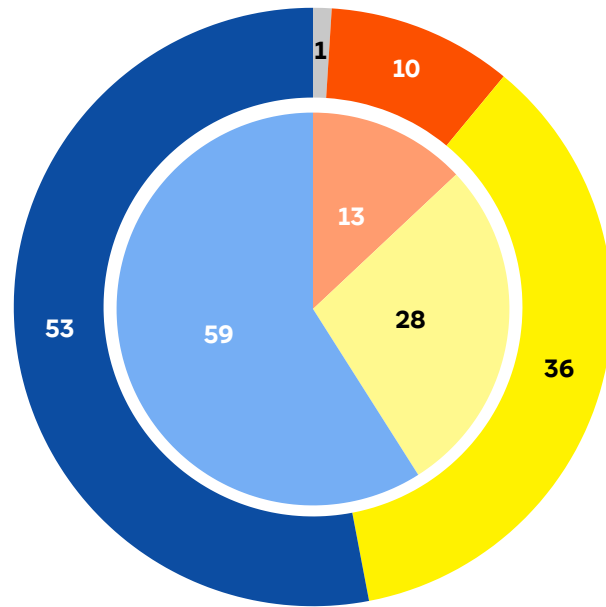
Sociodemographic breakdown (%)



Importance of voting in European elections

QA16a. Please tell how important or not it is for you personally to vote in the European elections? Please use a scale from 1 to 10, where 1 means that voting is something that has no importance at all for you, and 10 means that voting is something you consider essential or a key duty for you as a citizen. (%)

EU27 Outer Pie
 EL Inner Pie

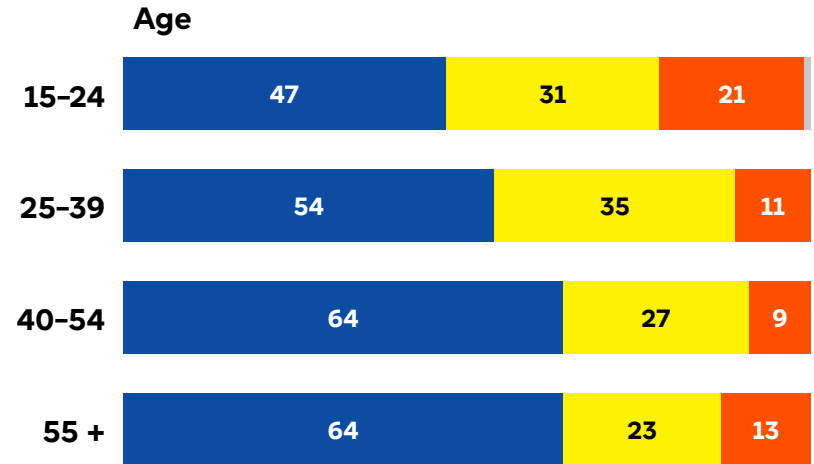


● Total 'High importance' (8-10) ● Total 'Medium importance' (4-7) ● Total 'Low importance' (1-3) ● Don't know

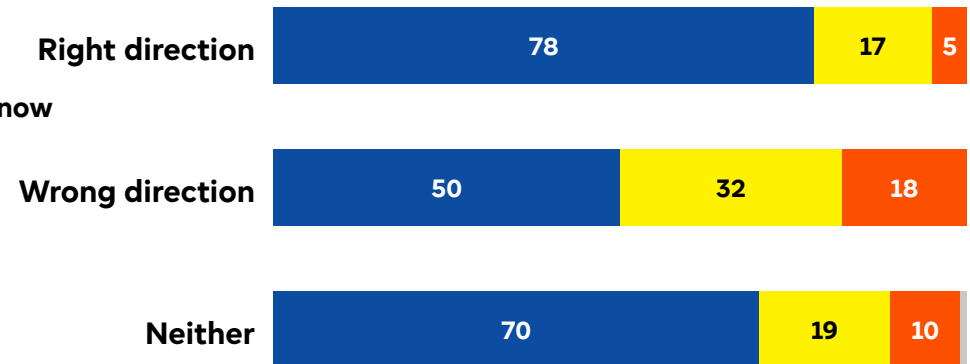
	EU27	EL
Total 'High importance' (8-10)	53 ▲6	59 ▲1
Total 'Medium importance' (4-7)	36 ▼3	28 ▼3
Total 'Low importance' (1-3)	10 ▼3	13 ▲2
Don't know	1 =	

▲▼ (Feb/Mar 2024 - Sept/Oct 2023)

Sociodemographic breakdown (%)



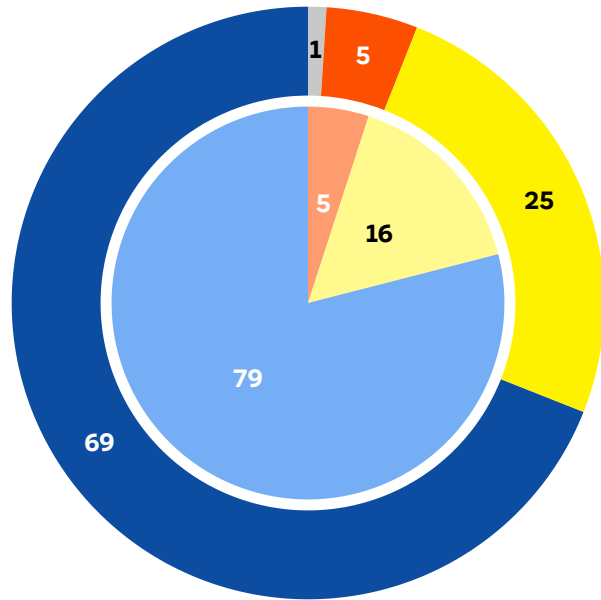
Things in the EU are going in the ... right / wrong direction / neither



Importance of voting in national elections

QA16b. And how important or not is it for you to vote in the national elections in (OUR COUNTRY)? (%)

EU27 Outer Pie
EL Inner Pie

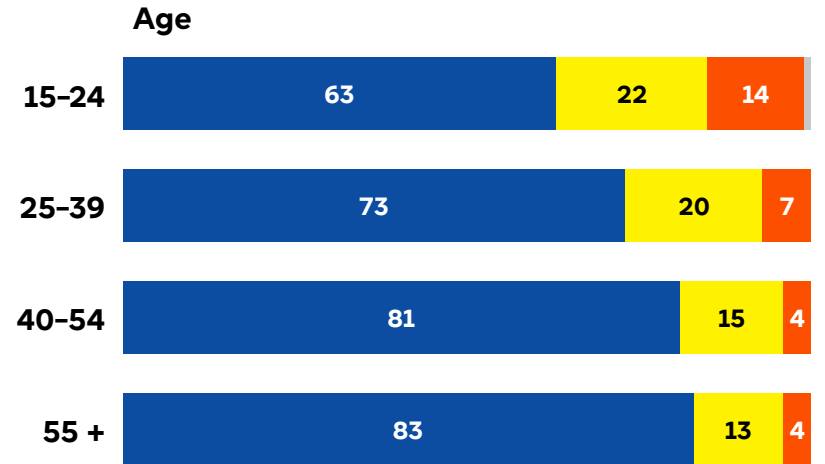


● Total 'High importance' (8-10) ● Total 'Medium importance' (4-7) ● Total 'Low importance' (1-3) ● Don't know


	EU27		EL	
Total 'High importance' (8-10)	69	▲1	79	▲1
Total 'Medium importance' (4-7)	25	▲1	16	▼1
Total 'Low importance' (1-3)	5	▼2	5	=
Don't know	1	=		

▲▼ (Feb/Mar 2024 - Sept/Oct 2023)

Sociodemographic breakdown (%)



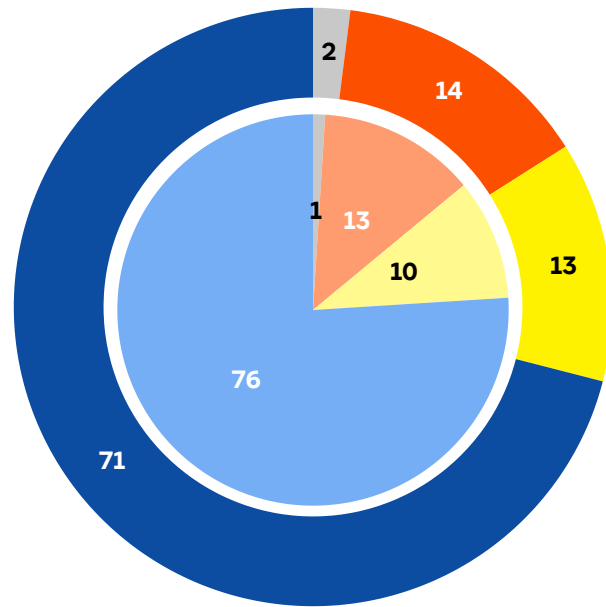
Things in (OUR COUNTRY) are going in the ...
right / wrong direction / neither



Likelihood to vote in the 2024 European elections

QA20. If the next European elections were to be held next week, how likely would you be to vote in these elections? Please use a scale from 1 to 10, where '1' means "not at all likely" and '10' means "very likely". (%)

EU27 Outer Pie
EL Inner Pie




● Total 'Likely' (7-10) ● Total 'Neutral' (5-6) ● Total 'Not likely' (1-4) ● Not eligible / Don't know

	EU27	EL
Total 'Likely' (7-10)	71 ▲10	76 ▲14
Total 'Neutral' (5-6)	13 ▼3	10 ▼8
Total 'Not likely' (1-4)	14 ▼7	13 ▼6
Not eligible / Don't know	2 =	1 =


▲▼ (Feb/Mar 2024 - Feb/Mar 2019)

Sociodemographic breakdown (%)

Age



Left-Right political scale



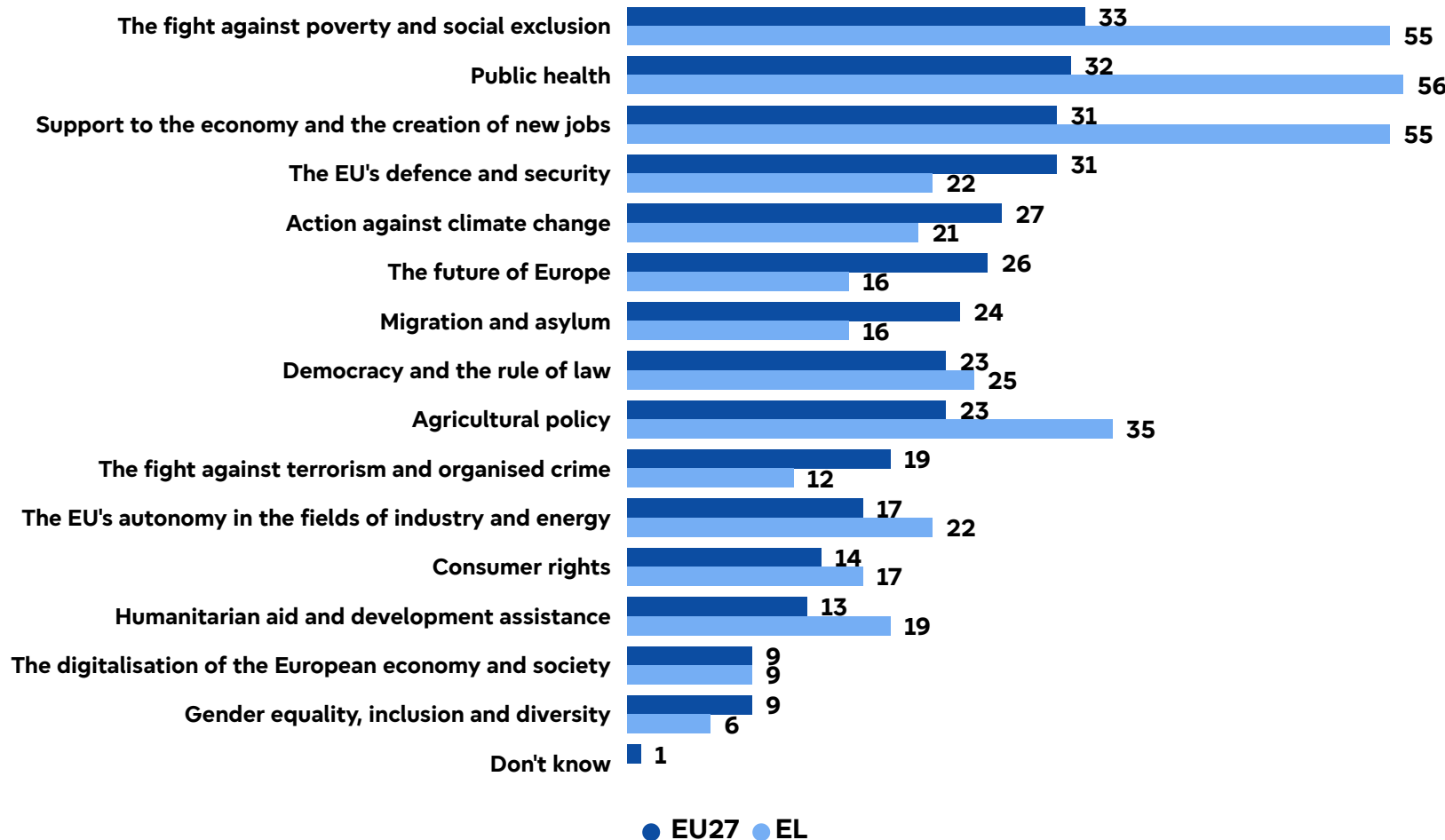
*Modified trend

Citizens' priorities ahead of the European elections



QA14ab. Which of the following topics should be discussed as a matter of priority during the electoral campaign for the next European Parliament elections? Firstly? And then? (%)

Sociodemographic breakdown – Age (%)

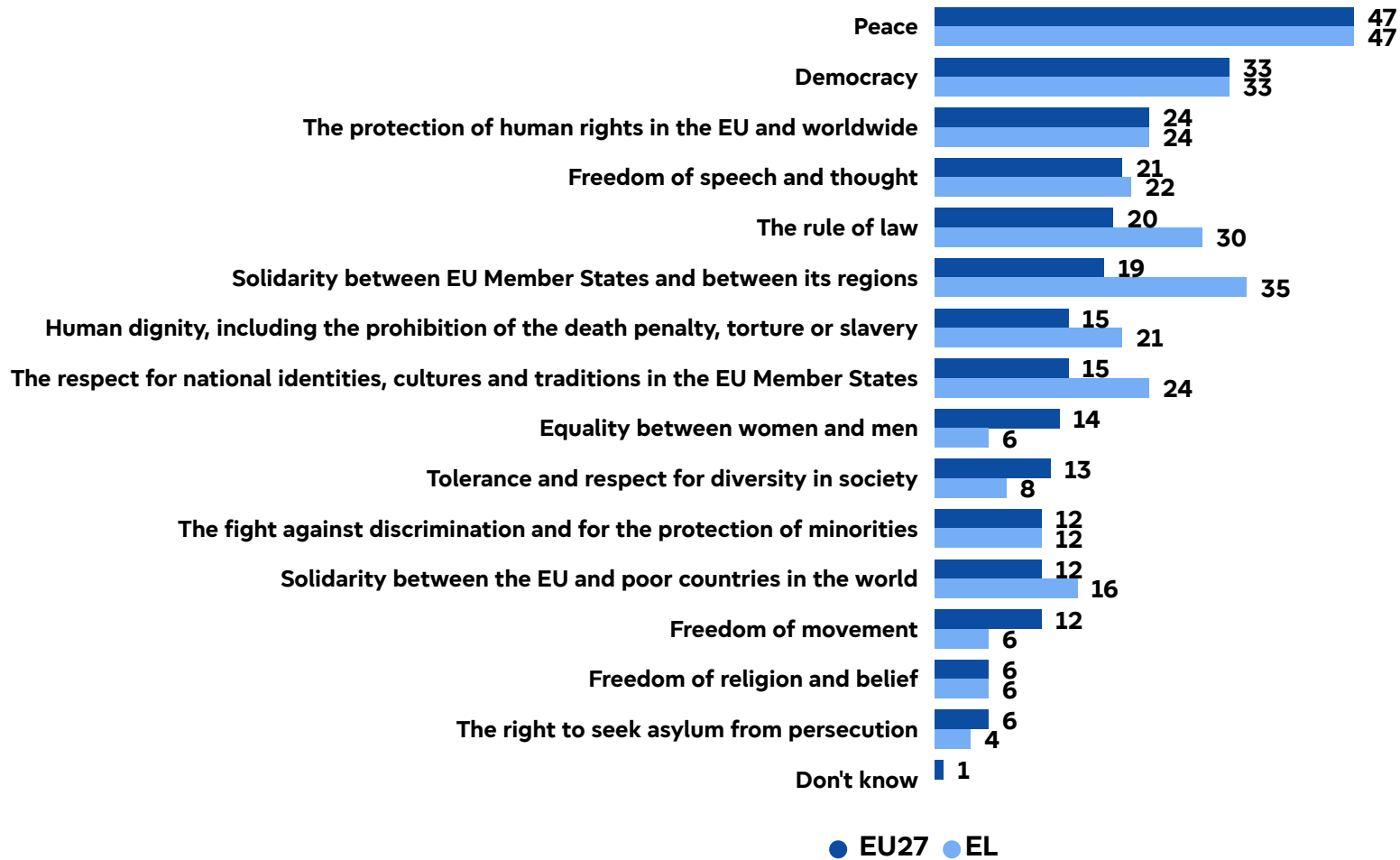


	EL	15-24	25-39	40-54	55 +
The fight against poverty and social exclusion	55	56	55	51	58
Public health	56	46	50	55	62
Support to the economy and the creation of new jobs	55	58	58	58	52
The EU's defence and security	22	15	26	23	22
Action against climate change	21	37	18	23	16
The future of Europe	16	24	15	17	15
Migration and asylum	16	10	17	13	18
Democracy and the rule of law	25	27	23	26	25
Agricultural policy	35	25	29	32	42
The fight against terrorism and organised crime	12	9	13	11	13
The EU's autonomy in the fields of industry and energy	22	21	25	28	17
Consumer rights	17	14	18	20	16
Humanitarian aid and development assistance	19	18	21	19	18
The digitalisation of the European economy and society	9	13	12	7	7
Gender equality, inclusion and diversity	6	11	7	4	4
Don't know	0	1	0	0	1

Values the European Parliament should defend in the next five years



QA15ab. In the upcoming European elections, the EU citizens will elect new Members of the European Parliament. In your opinion, which of the following values should the European Parliament defend as a matter of priority in the next 5 years? Firstly? And then? (%)




Sociodemographic breakdown – Age (%)


	EL	15-24	25-39	40-54	55 +
Peace	47	52	44	45	48
Democracy	33	24	34	34	35
The protection of human rights in the EU and worldwide	24	30	16	25	26
Freedom of speech and thought	22	28	27	24	17
The rule of law	30	28	29	32	30
Solidarity between EU Member States and between its regions	35	31	31	38	36
Human dignity, including the prohibition of the death penalty, torture or slavery	21	22	21	19	23
The respect for national identities, cultures and traditions in the EU Member States	24	7	26	28	26
Equality between women and men	6	6	7	8	5
Tolerance and respect for diversity in society	8	9	10	8	7
The fight against discrimination and for the protection of minorities	12	20	10	11	11
Solidarity between the EU and poor countries in the world	16	19	16	14	16
Freedom of movement	6	13	10	4	4
Freedom of religion and belief	6	4	3	5	8
The right to seek asylum from persecution	4	4	6	2	3
Don't know	0	0	1	0	1

QA21. In view of the upcoming European elections, to what extent do you agree or disagree with the following statements? (%)


Voting is important to keep democracy strong




If you don't vote, others will decide for you



Voting is important to ensure a better future for the next generations



The current international context makes voting even more important



● Total 'Agree' ● Total 'Disagree' ● Don't know

QA21. In view of the upcoming European elections, to what extent do you agree or disagree with the following statements? (%)

 Sociodemographic breakdown – Age (%)

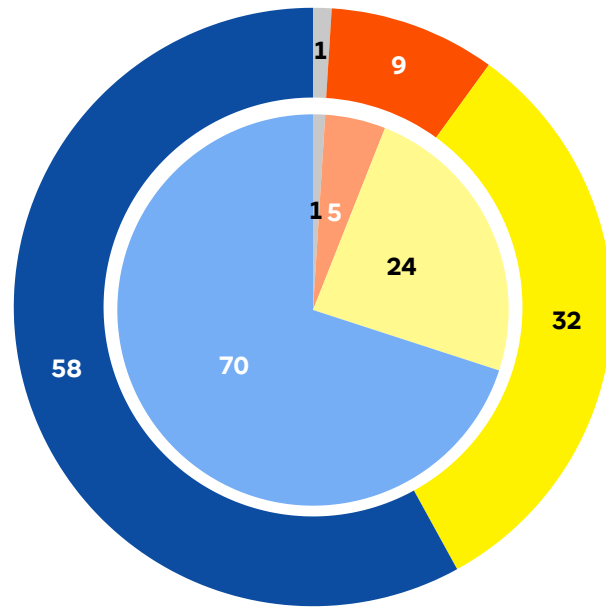
	Voting is important to keep democracy strong					Voting is important to ensure a better future for the next generations					If you don't vote, others will decide for you					The current international context makes voting even more important				
	EL	15-24	25-39	40-54	55 +	EL	15-24	25-39	40-54	55 +	EL	15-24	25-39	40-54	55 +	EL	15-24	25-39	40-54	55 +
Total 'Agree'	87	85	84	87	88	83	79	80	84	87	84	84	79	86	86	78	79	72	81	80
Total 'Disagree'	12	14	16	11	10	15	19	19	14	12	15	15	21	14	13	18	18	25	16	14
Don't know	1	1	0	2	2	2	2	1	2	1	1	1	0	0	1	4	3	3	3	6

03 Understanding voting behaviour

Personal voting behaviour

QA17. Let's now talk about your personal voting behaviour. Which of the following best describes your voting behaviour in recent years, whether at the local or regional, national or European level? (%)

EU27 Outer Pie
EL Inner Pie

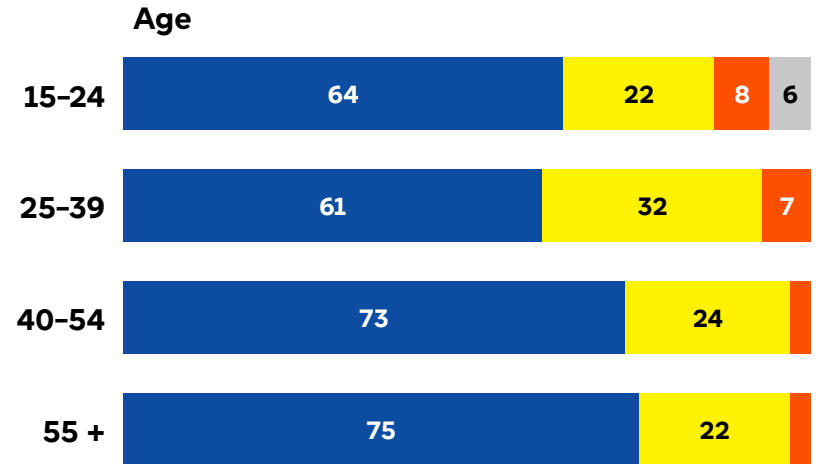


● Total 'Always vote' ● Total 'Often vote' ● Total 'Not often or never vote' ● Total 'Other / Don't know'


	EU27	EL
Total 'Always vote'	58 ▲8	70 ▲3
Total 'Often vote'	32 ▼6	24 ▼1
Total 'Not often or never vote'	9 ▼2	5 ▼2
Total 'Other / Don't know'	1 =	1 =

▲▼ (Feb/Mar 2024 - Sept/Oct 2023)

Sociodemographic breakdown (%)

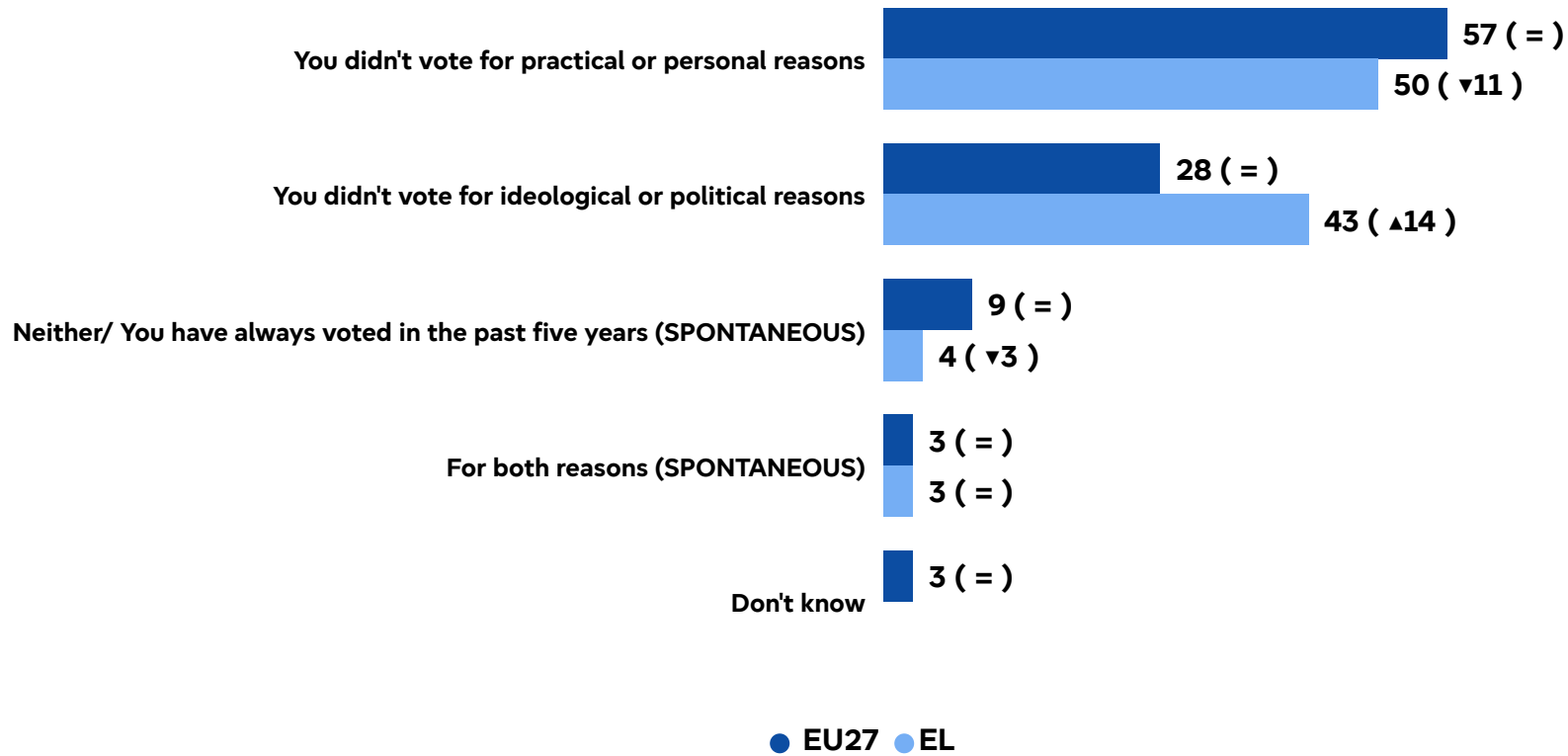


Likelihood to vote in the next European elections



Main reasons for abstention

QA18. If you did not vote in an election or a referendum in the past five years, what was the main reason? (%)



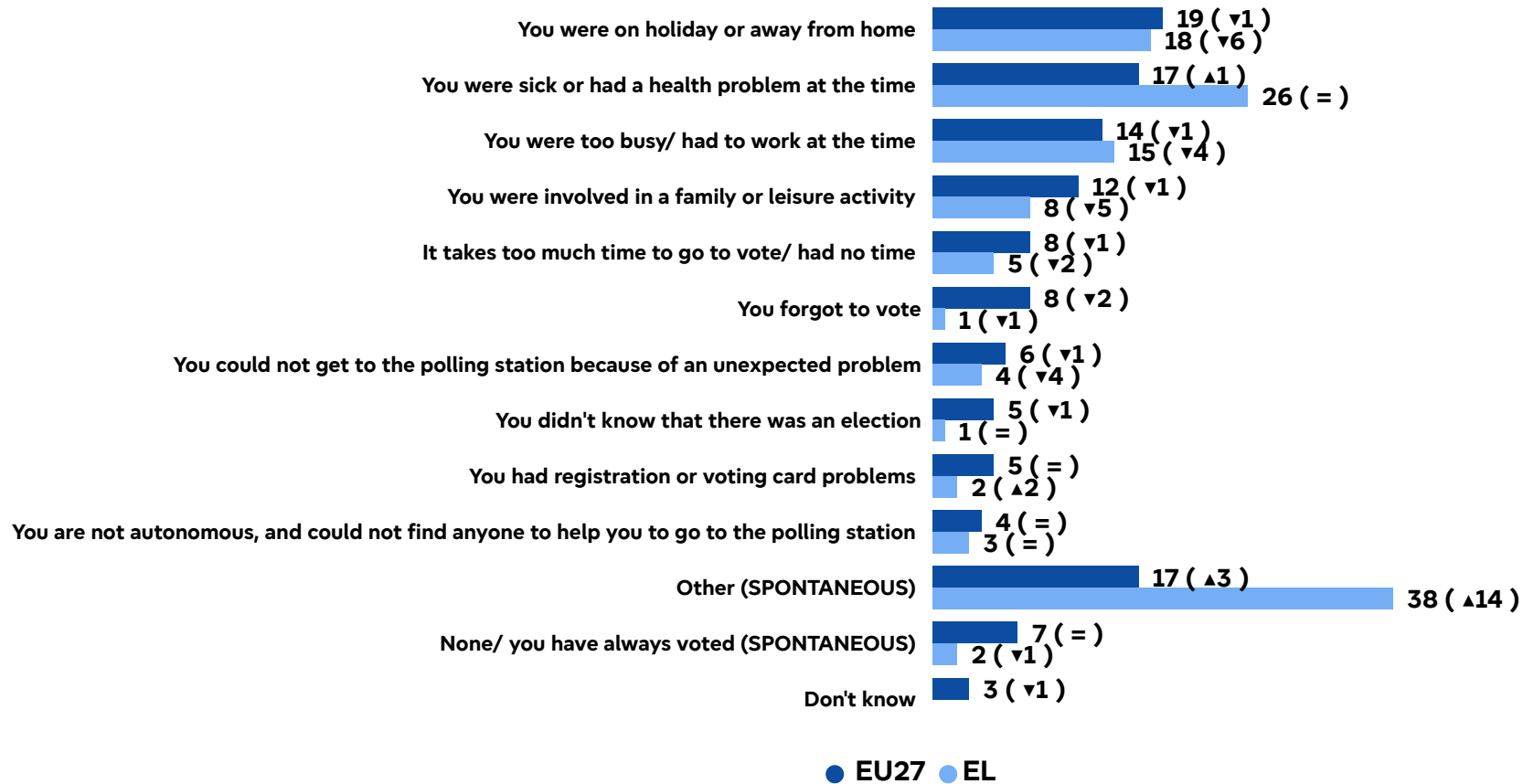
Sociodemographic breakdown – Age (%)

	EL	15-24	25-39	40-54	55 +
You didn't vote for practical or personal reasons	50	44	52	37	58
You didn't vote for ideological or political reasons	43	47	44	52	35
Neither/ You have always voted in the past five years (SPONTANEOUS)	4	4	0	7	4
For both reasons (SPONTANEOUS)	3	0	4	4	3
Don't know	0	5	0	0	0

Specific reasons for abstention

QA19. Which of the following reasons have ever prevented you from voting in an election or a referendum at local, national or European level? (MULTIPLE ANSWERS POSSIBLE) (%)

Sociodemographic breakdown – Age (%)



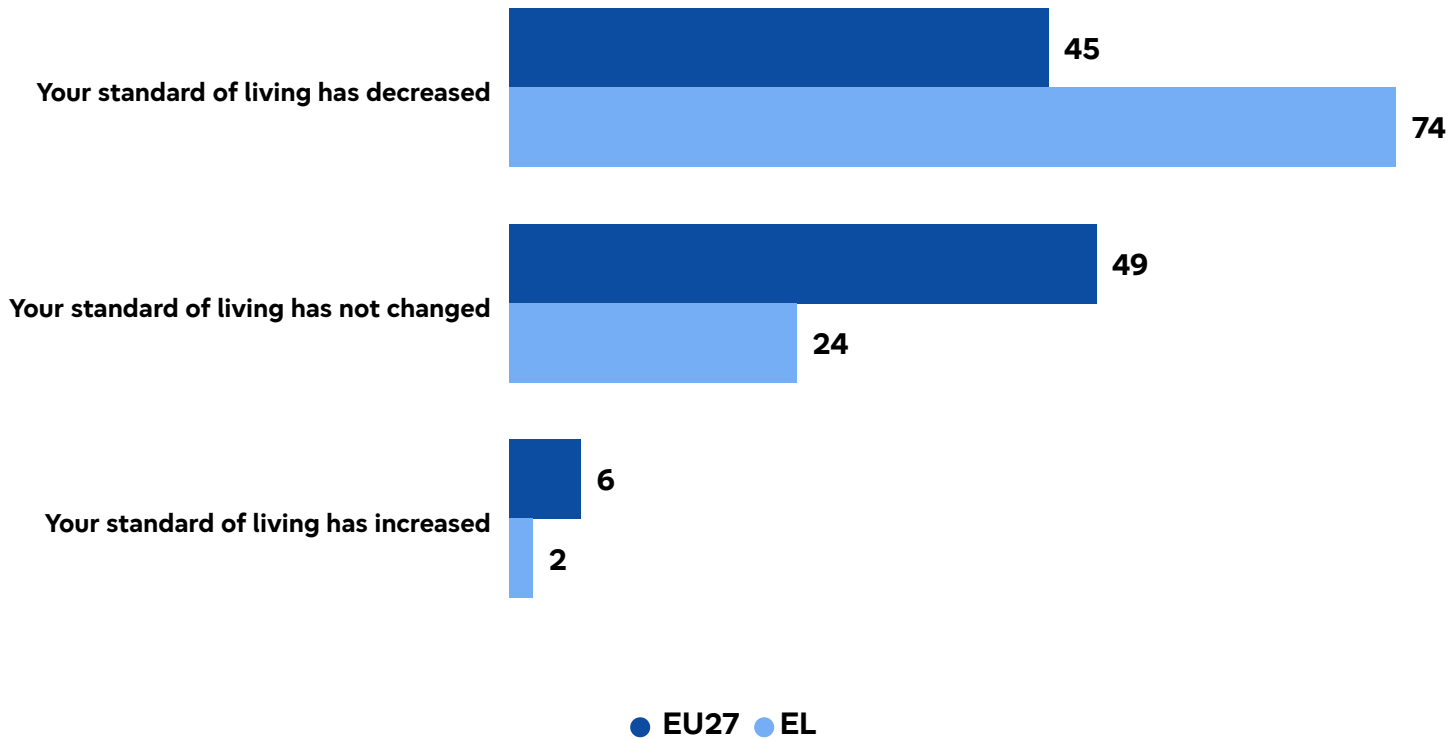
	EL	15-24	25-39	40-54	55 +
You were on holiday or away from home	18	19	27	17	11
You were sick or had a health problem at the time	26	11	16	22	41
You were too busy/ had to work at the time	15	8	27	18	7
You were involved in a family or leisure activity	8	12	4	10	8
It takes too much time to go to vote/ had no time	5	8	3	7	4
You forgot to vote	1	0	1	0	2
You could not get to the polling station because of an unexpected problem	4	4	4	6	4
You didn't know that there was an election	1	4	0	0	1
You had registration or voting card problems	2	0	5	2	0
You are not autonomous, and could not find anyone to help you to go to the polling station	3	0	0	1	7
Other (SPONTANEOUS)	38	42	34	45	35
None/ you have always voted (SPONTANEOUS)	2	9	0	3	1

▲▼ (Feb/Mar 2024 - Sept/Oct 2023)

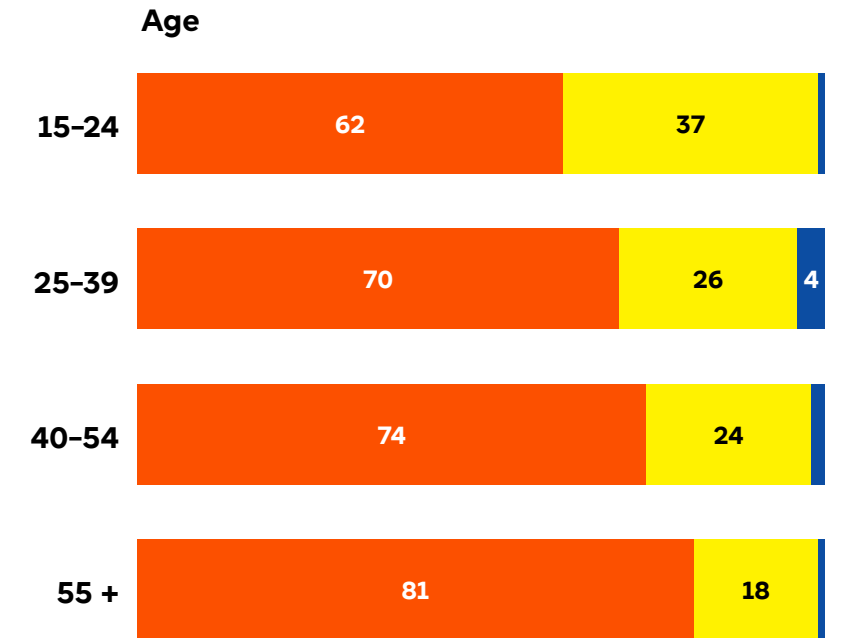
04 Life in the EU from citizens' perspective

Inflation and the standard of living

SD26. Many elements, such as the consequences of the Covid-19 pandemic, Russia's war of aggression against Ukraine and rising inflation have affected the global economy, including the Member States of the European Union. When you think about your personal standard of living (e.g. the goods and services you can afford) over the last five years, which one of the following statements best describes your situation? (%)



Sociodemographic breakdown (%)

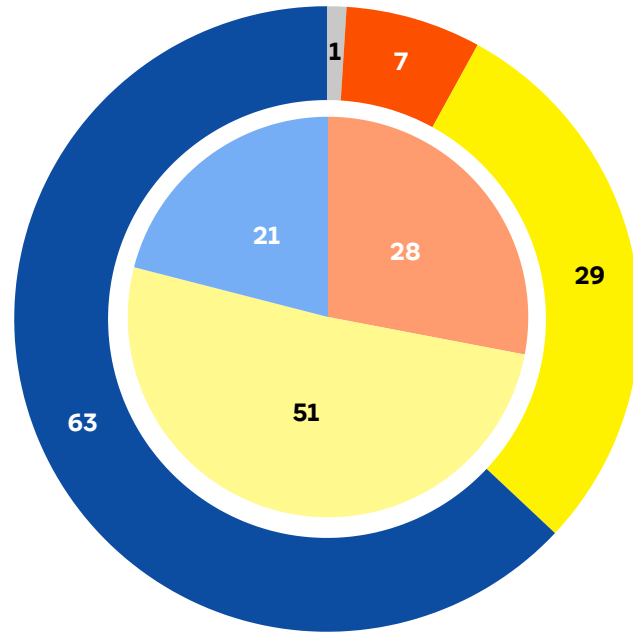


● Your standard of living has decreased ● Your standard of living has not changed ● Your standard of living has increased

Difficulties households have paying bills

D60. During the last twelve months, would you say you had difficulties to pay your bills at the end of the month...? (%)

EU27 Outer Pie
EL Inner Pie




● Almost never/ Never ● From time to time ● Most of the time ● Refusal (SPONTANEOUS)

	EU27	EL
Almost never/ Never	63 ▲1	21 ▲7
From time to time	29 ▲1	51 ▲1
Most of the time	7 ▼2	28 ▼8
Refusal (SPONTANEOUS)	1 =	

▲▼ (Feb/Mar 2024 - Sept/Oct 2023)

Sociodemographic breakdown (%)

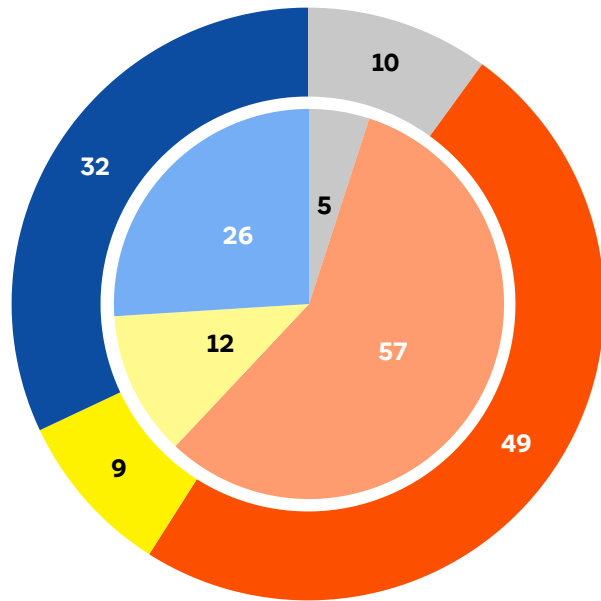
Optimism about the future of the EU



Contentment with the way things are going: EU and national level

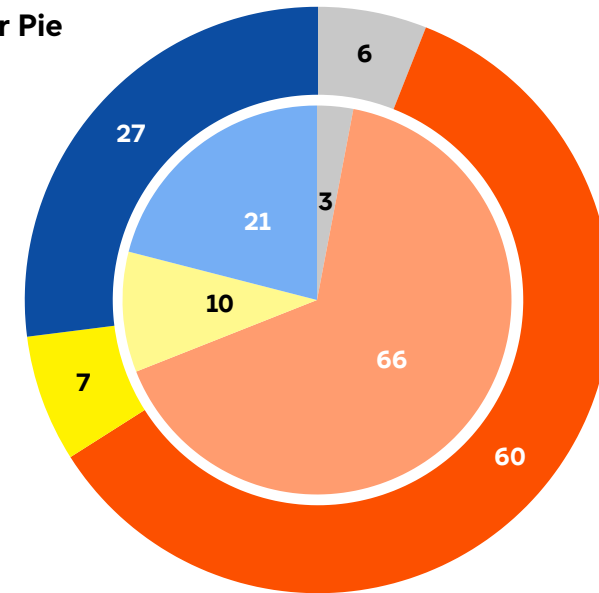
D73.2. At the present time, would you say that, in general, things are going in the right direction or in the wrong direction, in...? :-The European Union (%)

EU27 Outer Pie
EL Inner Pie



D73.1. At the present time, would you say that, in general, things are going in the right direction or in the wrong direction, in...? :- (OUR COUNTRY) (%)

EU27 Outer Pie
EL Inner Pie



● Things are going in the right direction ● Neither the one nor the other (SPONTANEOUS) ● Things are going in the wrong direction ● Don't know

	EU27	EL
Things are going in the right direction	32 ▼1	26 ▼3
Neither the one nor the other (SPONTANEOUS)	9 =	12 ▲1
Things are going in the wrong direction	49 ▲1	57 ▲1
Don't know	10 =	5 ▲1

	EU27	EL
Things are going in the right direction	27 =	21 ▼2
Neither the one nor the other (SPONTANEOUS)	7 ▼1	10 ▲2
Things are going in the wrong direction	60 =	66 =
Don't know	6 ▲1	3 =

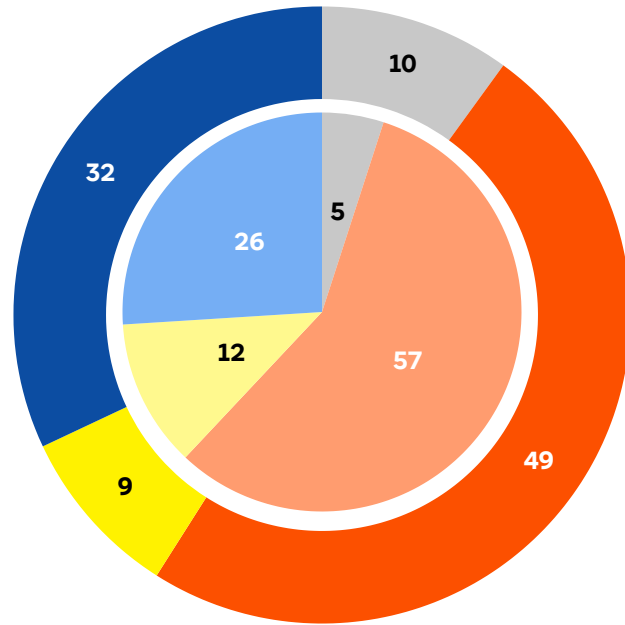
▲▼ (Feb/Mar 2024 - Sept/Oct 2023)

Contentment with the way things are going : EU level



D73.2. At the present time, would you say that, in general, things are going in the right direction or in the wrong direction, in...? :-The European Union (%)

EU27 Outer Pie
EL Inner Pie



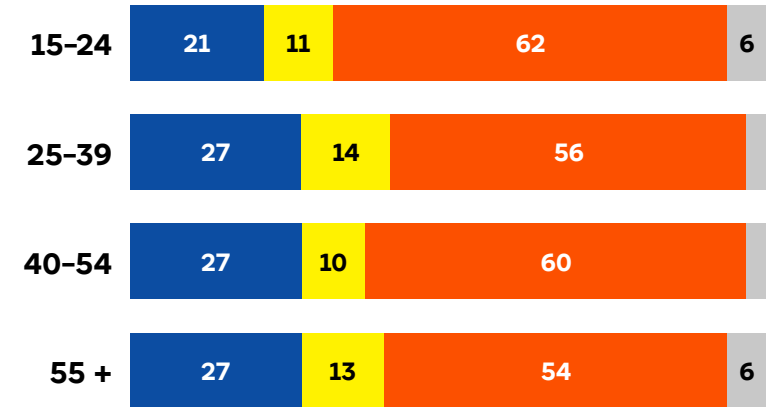
	EU27		EL
Things are going in the right direction	32	▼1	26 ▼3
Neither the one nor the other (SPONTANEOUS)	9	=	12 ▲1
Things are going in the wrong direction	49	▲1	57 ▲1
Don't know	10	=	5 ▲1

▲▼ (Feb/Mar 2024 - Sept/Oct 2023)

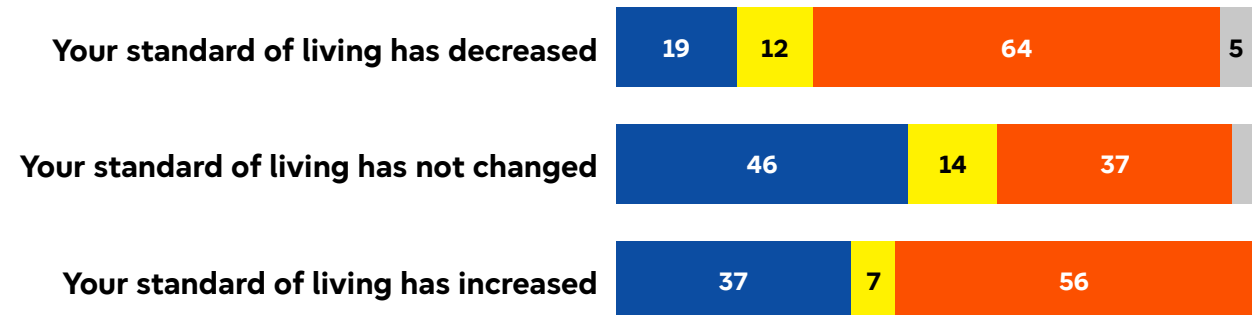
Things are going in the right direction Neither the one nor the other (SPONTANEOUS) Things are going in the wrong direction Don't know

Sociodemographic breakdown (%)

Age



Standard of living in the past five years

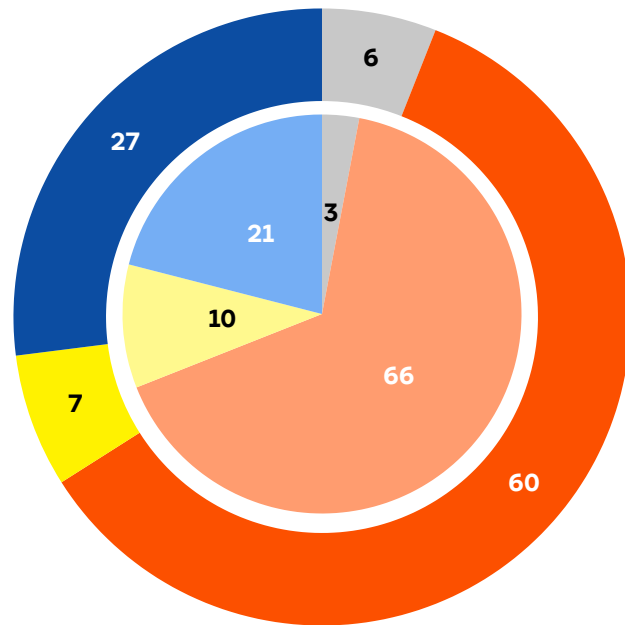


Contentment with the way things are going : National level



D73.1. At the present time, would you say that, in general, things are going in the right direction or in the wrong direction, in...? :- (OUR COUNTRY) (%)

EU27 Outer Pie
EL Inner Pie

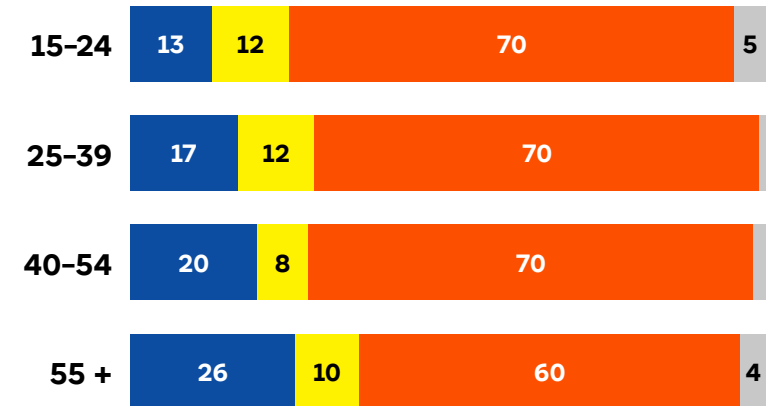


	EU27	EL
Things are going in the right direction	27 =	21 ▽2
Neither the one nor the other (SPONTANEOUS)	7 ▽1	10 ▲2
Things are going in the wrong direction	60 =	66 =
Don't know	6 ▲1	3 =

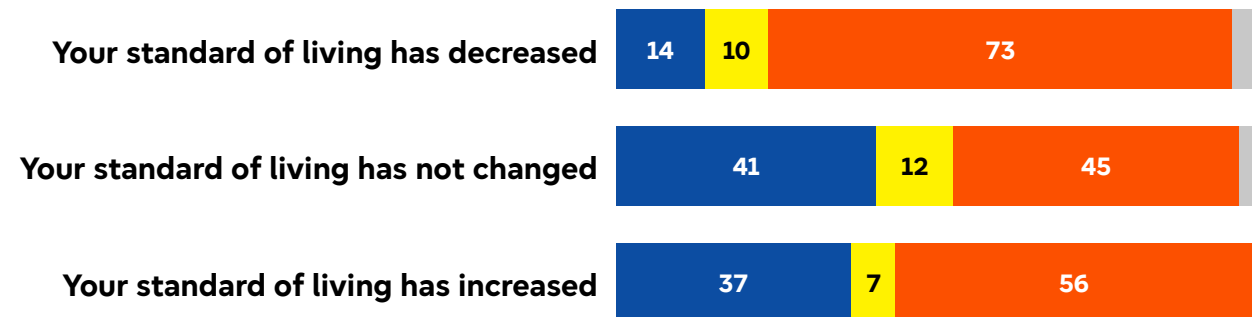
▲▼ (Feb/Mar 2024 - Sept/Oct 2023)

Sociodemographic breakdown (%)

Age



Standard of living in the past five years

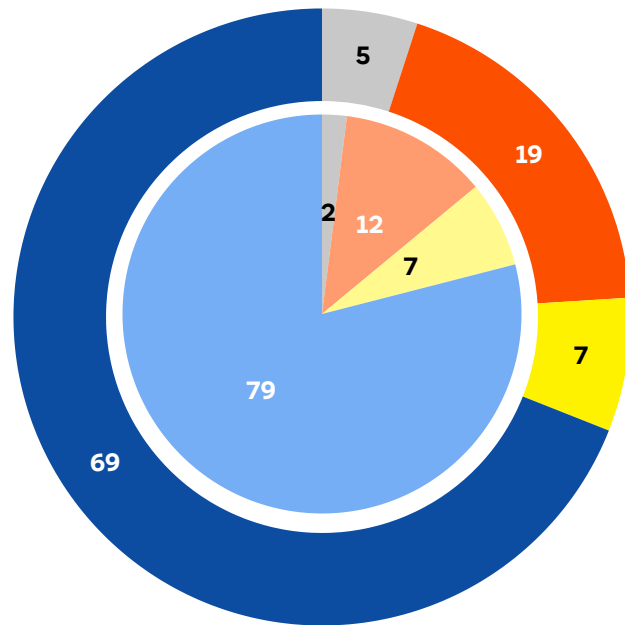


Things are going in the right direction Things are going in the wrong direction Neither the one nor the other (SPONTANEOUS) Don't know

Contentment with the way things are going: citizens' personal lives

D73.4. At the present time, would you say that, in general, things are going in the right direction or in the wrong direction, in...? :-Your life personally (%)

EU27 Outer Pie
EL Inner Pie




	EU27	EL
Things are going in the right direction	69 ▲1	79 ▲4
Neither the one nor the other (SPONTANEOUS)	7 ▼1	7 =
Things are going in the wrong direction	19 ▼1	12 ▼5
Don't know	5 ▲1	2 ▲1

▲▼ (Feb/Mar 2024 - Sept/Oct 2023)

Sociodemographic breakdown (%)

Age



Standard of living in the past five years



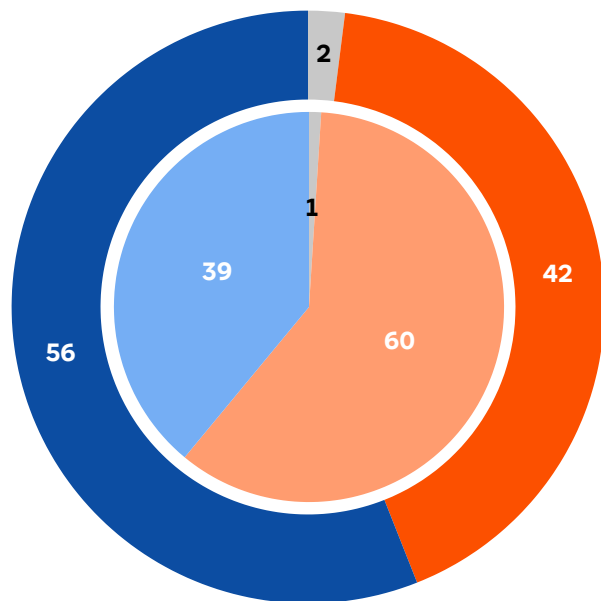
Things are going in the right direction Neither the one nor the other (SPONTANEOUS) Things are going in the wrong direction Don't know

Satisfaction with democracy

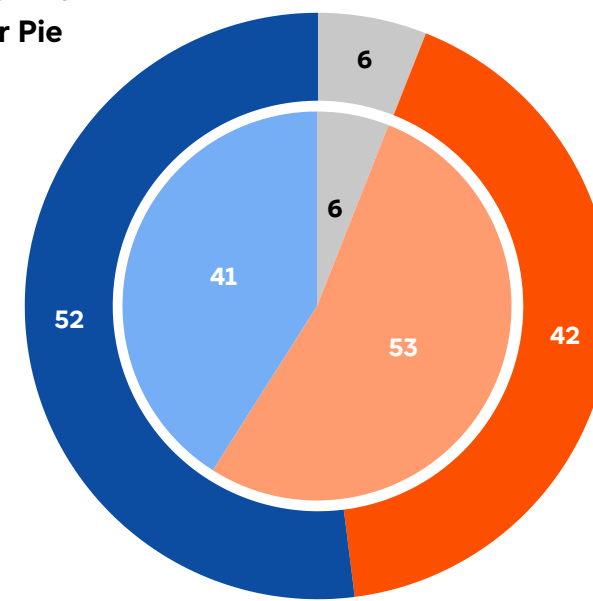
SD18a. On the whole, are you very satisfied, fairly satisfied, not very satisfied or not at all satisfied with the way democracy works in (OUR COUNTRY)? - (%)

SD18b. And how about the way democracy works in the EU? - (%)

EU27 Outer Pie
EL Inner Pie



EU27 Outer Pie
EL Inner Pie



● Total 'Satisfied' ● Total 'Not satisfied' ● Don't know

	EU27		EL	
Total 'Satisfied'	56	▲3	39	▲3
Total 'Not satisfied'	42	▼3	60	▼3
Don't know	2	=	1	=

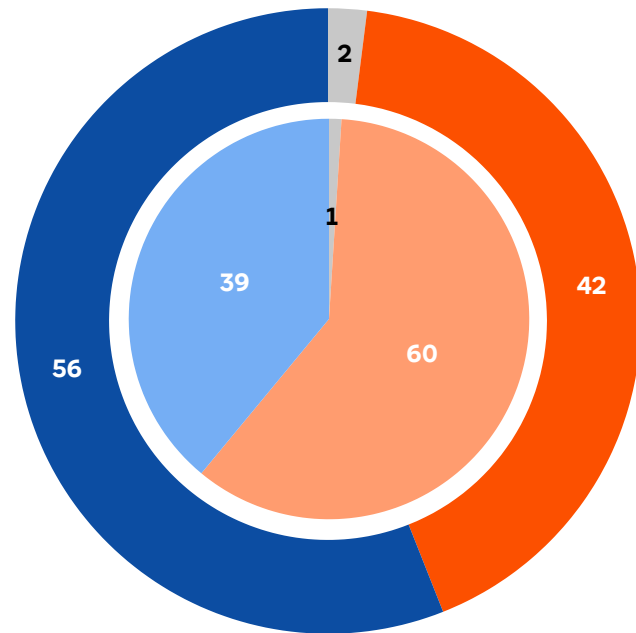
	EU27		EL	
Total 'Satisfied'	52	▼1	41	▼1
Total 'Not satisfied'	42	▲1	53	▼1
Don't know	6	=	6	▲2

▲▼ (Feb/Mar 2024 - Sept/Oct 2023)

Satisfaction with democracy at the national level

SD18a. On the whole, are you very satisfied, fairly satisfied, not very satisfied or not at all satisfied with the way democracy works in (OUR COUNTRY)? (%)

EU27 Outer Pie
EL Inner Pie



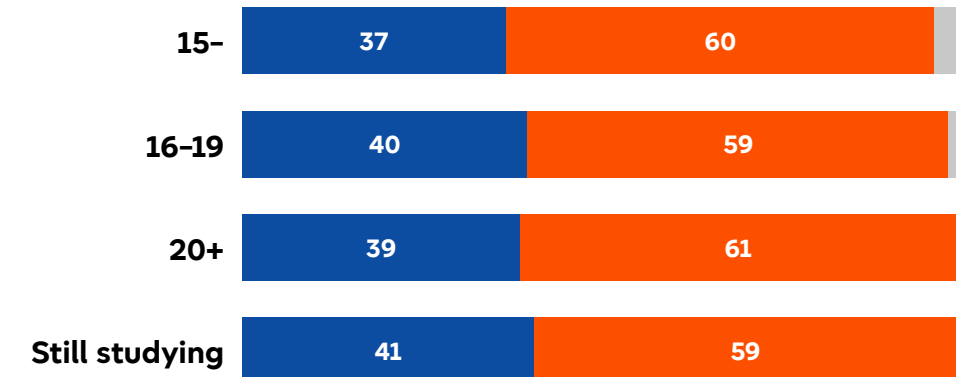
Total 'Satisfied' Total 'Not satisfied' Don't know

	EU27	EL
Total 'Satisfied'	56 ▲3	39 ▲3
Total 'Not satisfied'	42 ▼3	60 ▼3
Don't know	2 =	1 =

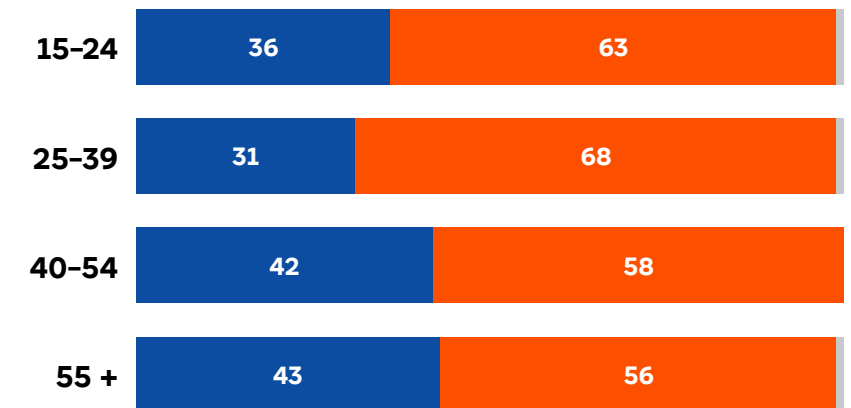
▲▼ (Feb/Mar 2024 - Sept/Oct 2023)

Sociodemographic breakdown (%)

Education (End of)



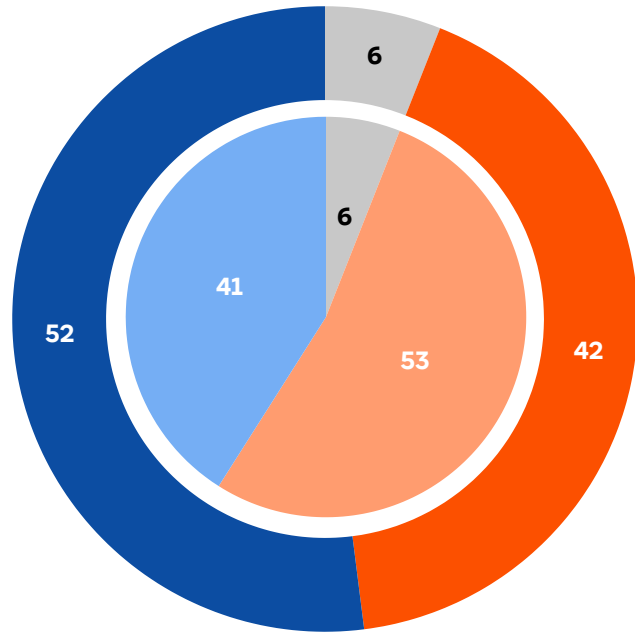
Age



Satisfaction with democracy in the EU

SD18b. And how about the way democracy works in the EU? (%)

EU27 Outer Pie
EL Inner Pie



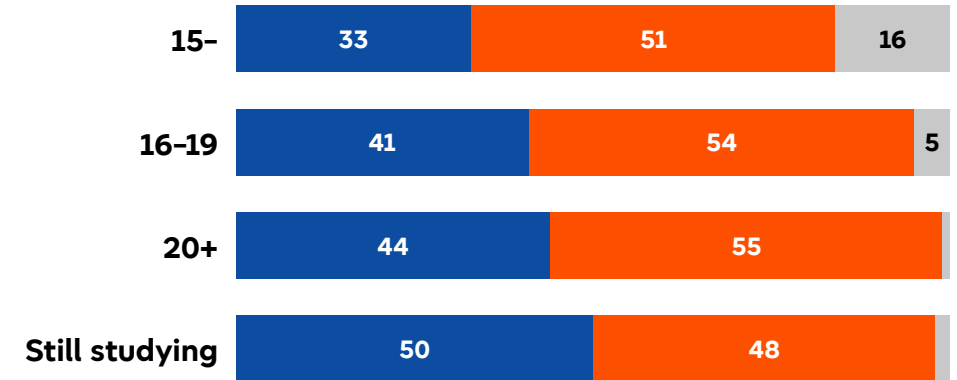
Total 'Satisfied' Total 'Not satisfied' Don't know

	EU27	EL
Total 'Satisfied'	52 ▼1	41 ▼1
Total 'Not satisfied'	42 ▲1	53 ▼1
Don't know	6 =	6 ▲2

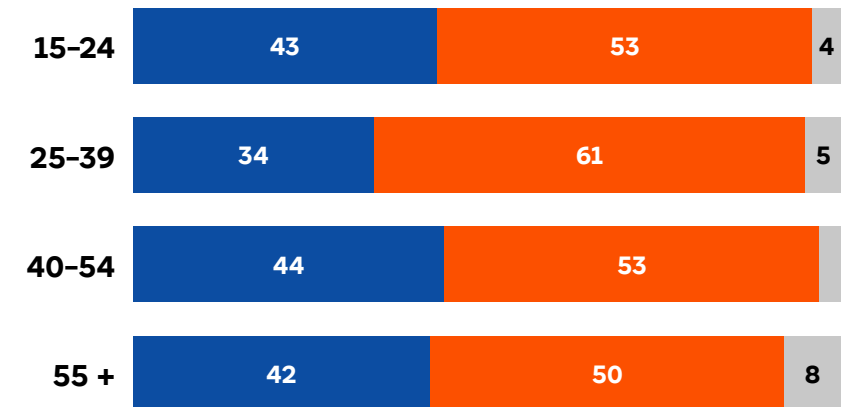
▲▼ (Feb/Mar 2024 - Sept/Oct 2023)

Sociodemographic breakdown (%)

Education (End of)



Age



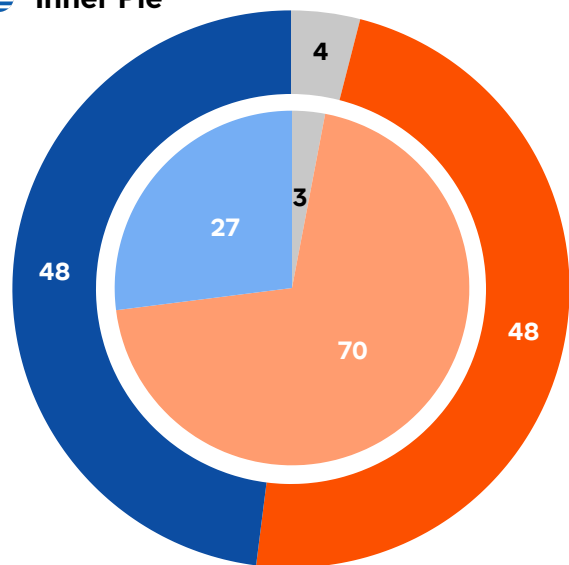
D72. To what extent do you agree or disagree with each of the following statements. (%)

My voice counts in the EU

My voice counts in (OUR COUNTRY)

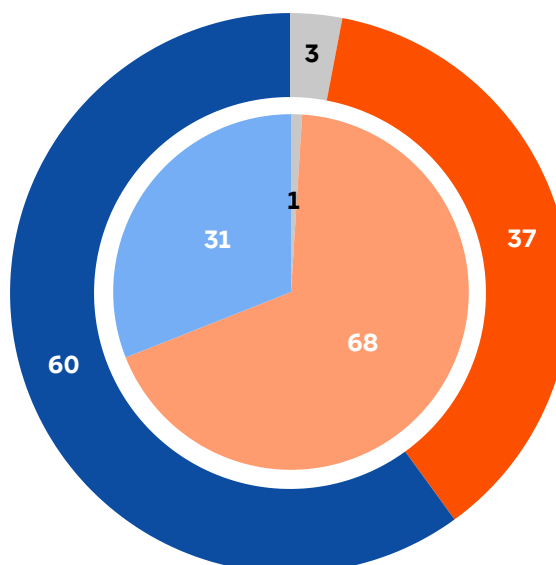
(OUR COUNTRY'S) voice counts in the EU

EU27  Outer Pie
EL  Inner Pie



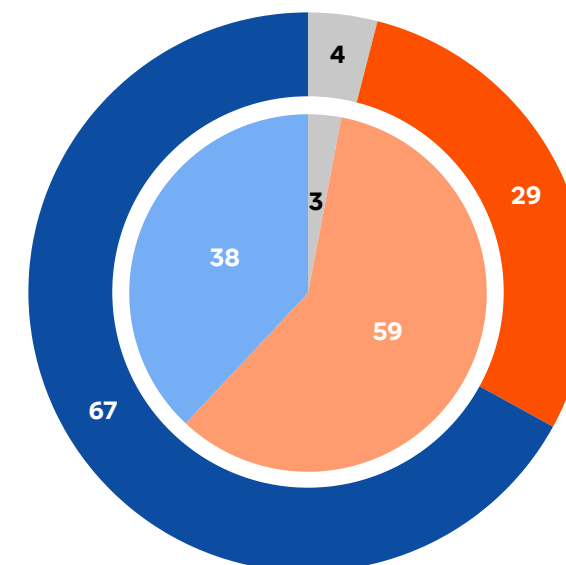
	EU27	EL
Total 'Agree'	48 =	27 =
Total 'Disagree'	48 Δ 1	70 ∇ 1
Don't know	4 ∇ 1	3 Δ 1

Δ ∇ (Feb/Mar 2024 - Sept/Oct 2023)



	EU27	EL
Total 'Agree'	60 ∇ 1	31 ∇ 3
Total 'Disagree'	37 Δ 1	68 Δ 3
Don't know	3 =	1 =

Δ ∇ (Feb/Mar 2024 - Sept/Oct 2023)



	EU27	EL
Total 'Agree'	67 Δ 3	38 =
Total 'Disagree'	29 ∇ 3	59 =
Don't know	4 =	3 =

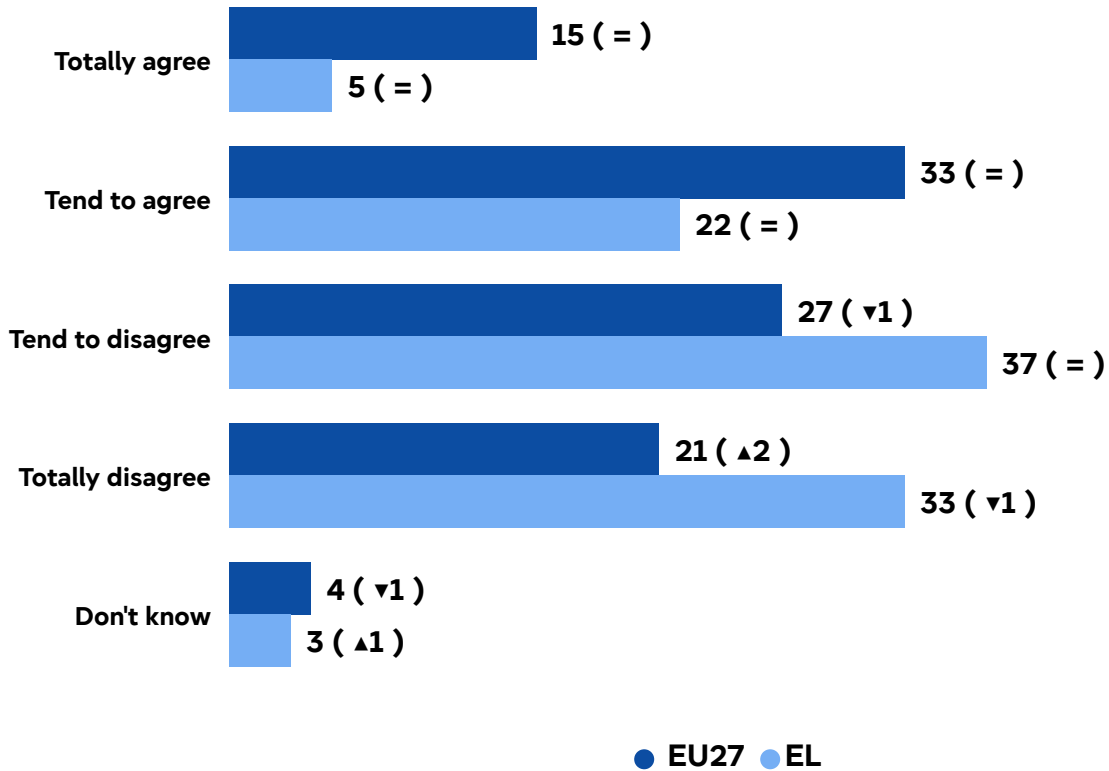
Δ ∇ (Feb/Mar 2024 - Sept/Oct 2023)

● Total 'Agree' ● Total 'Disagree' ● Don't know

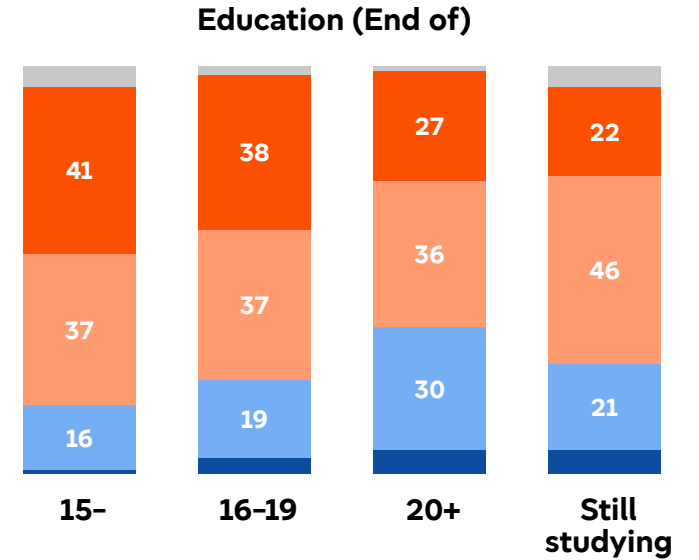
The voice of EU citizens



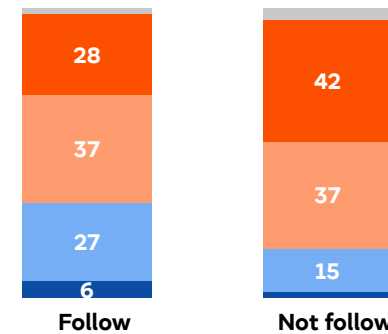
D72.1. To what extent do you agree or disagree with each of the following statements. :-My voice counts in the EU (%)



Sociodemographic breakdown (%)



Follow European politics

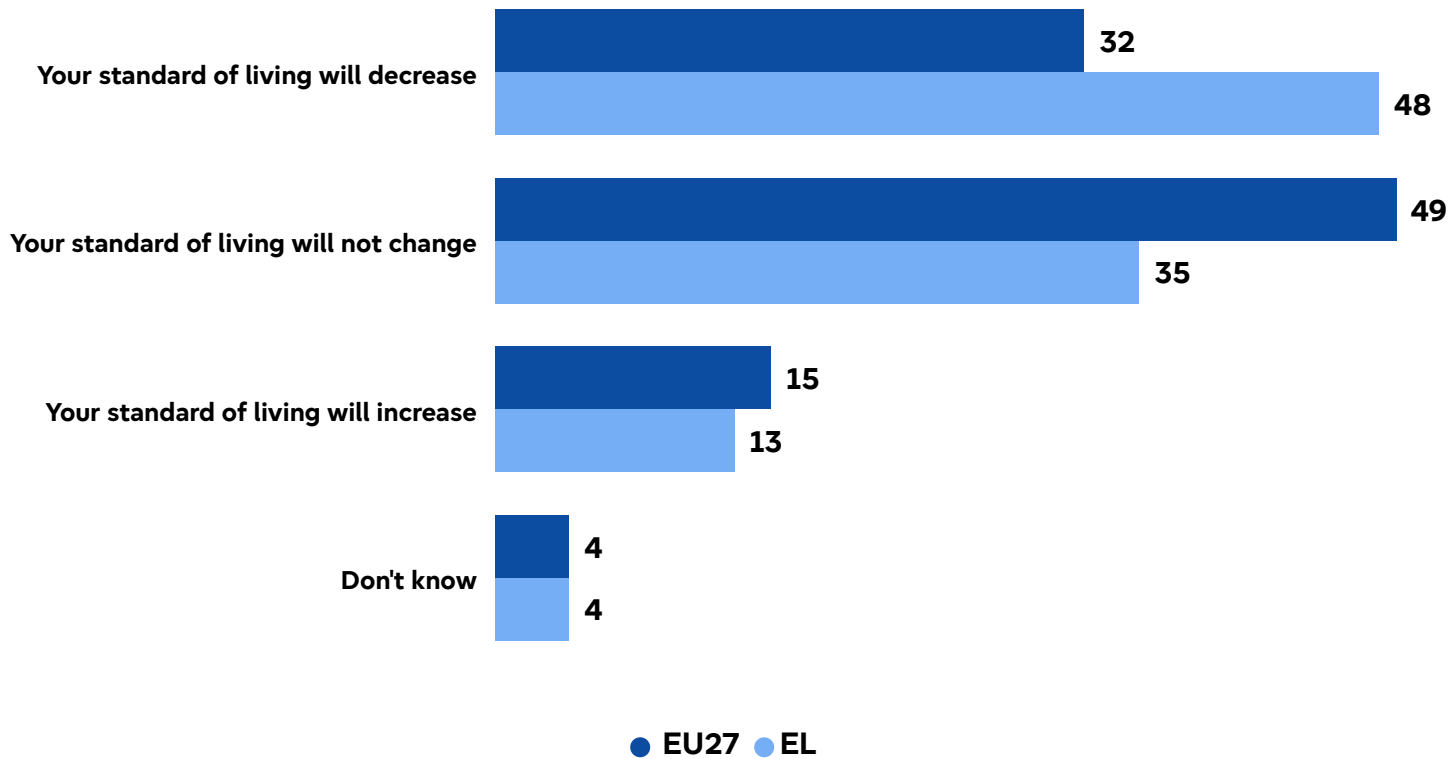


● Totally agree ● Tend to agree ● Tend to disagree ● Totally disagree ● Don't know

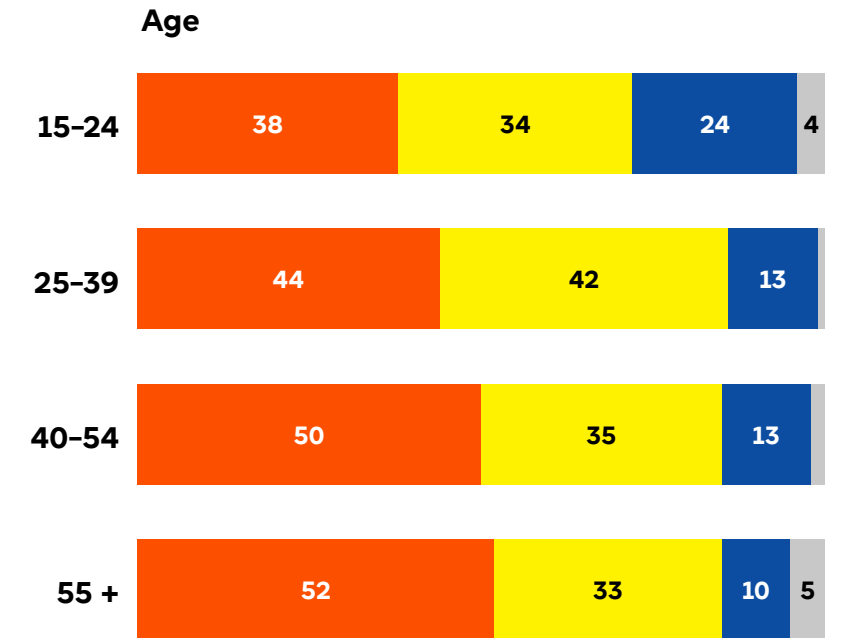
▲▼ (Feb/Mar 2024 - Sept/Oct 2023)

Expected evolution of the standard of living in the next five years

SD27. When you think about the way your personal standard of living will evolve over the next five years, which of the following statements best describes your expectations? (%)



Sociodemographic breakdown (%)

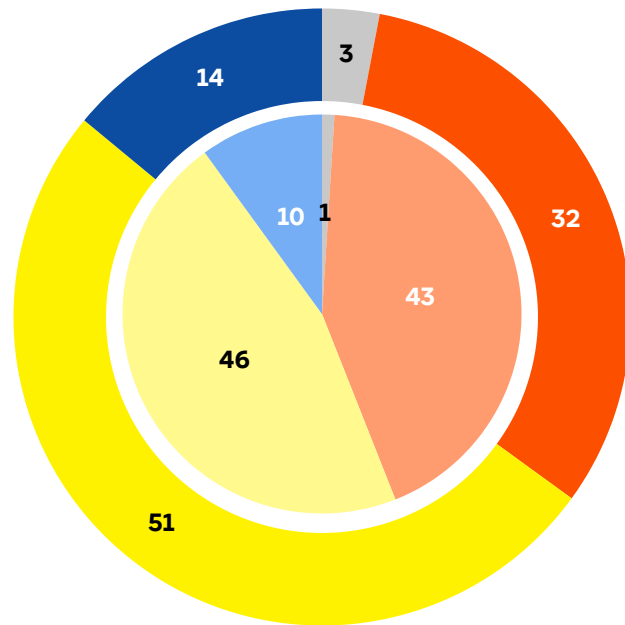


● Your standard of living will decrease ● Your standard of living will not change ● Your standard of living will increase ● Don't know

Expected living conditions in one year's time

SD21.1. In one year's time, do you think that each of the following will be better, worse, or the same as today? :-Your living conditions (%)

EU27 Outer Pie
EL Inner Pie



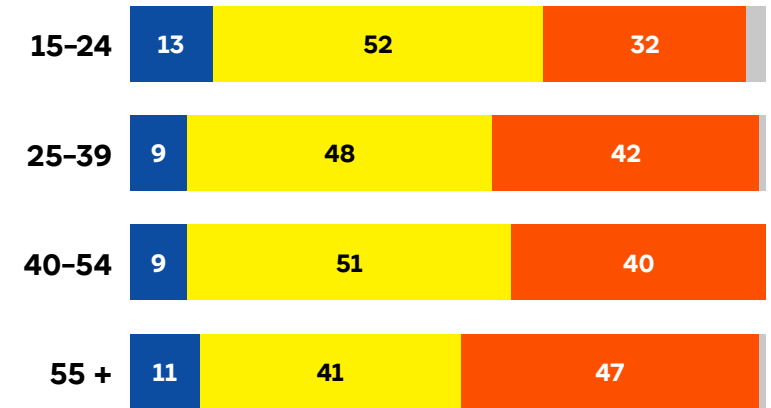
● Better ● The same ● Worse ● Don't know

	EU27	EL
Better	14 ▲1	10 ▲3
The same	51 ▲5	46 ▲13
Worse	32 ▼6	43 ▼15
Don't know	3 =	1 ▼1

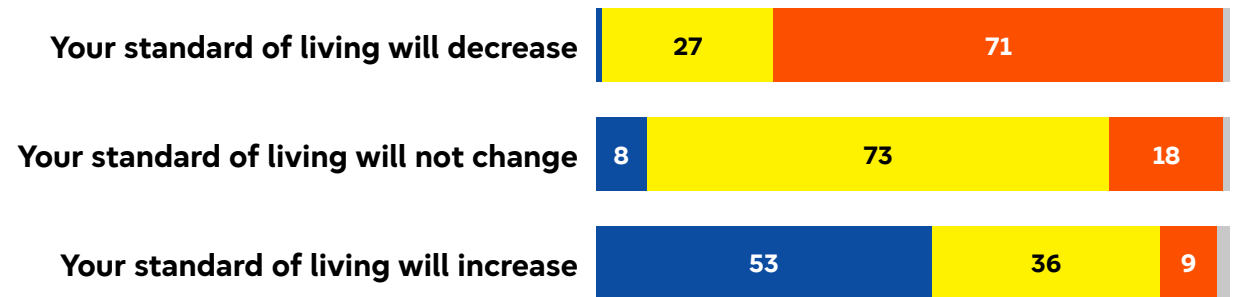
▲▼ (Feb/Mar 2024 - Sept/Oct 2023)

Sociodemographic breakdown (%)

Age



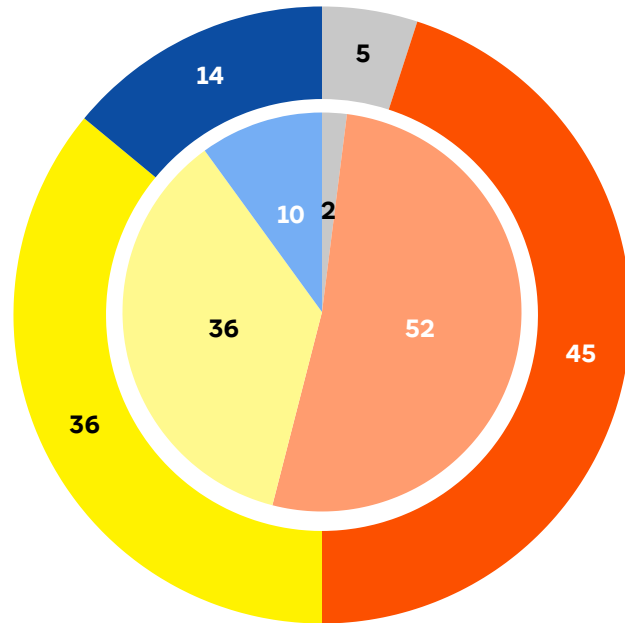
Standard of living over the next five years



Expectations for the national economy in one year's time

SD21.2. In one year's time, do you think that each of the following will be better, worse, or the same as today? :-The situation of the (NATIONALITY) economy (%)

EU27 Outer Pie
EL Inner Pie



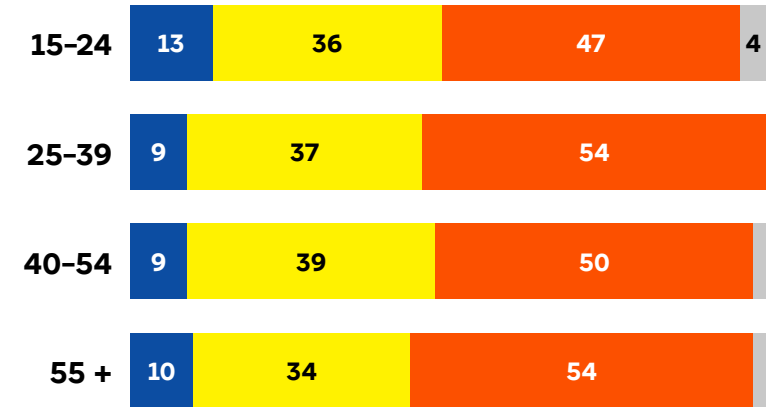
● Better ● The same ● Worse ● Don't know

	EU27	EL
Better	14 ▲1	10 ▲1
The same	36 ▲5	36 ▲12
Worse	45 ▼7	52 ▼14
Don't know	5 ▲1	2 ▲1

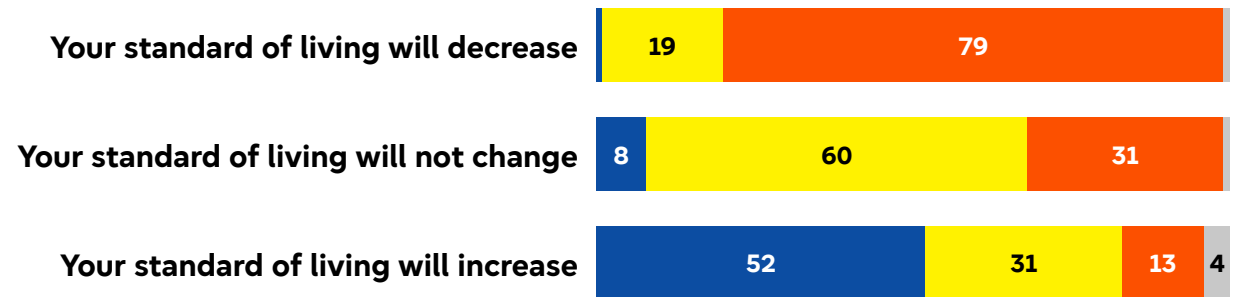
▲▼ (Feb/Mar 2024 - Sept/Oct 2023)

Sociodemographic breakdown (%)

Age



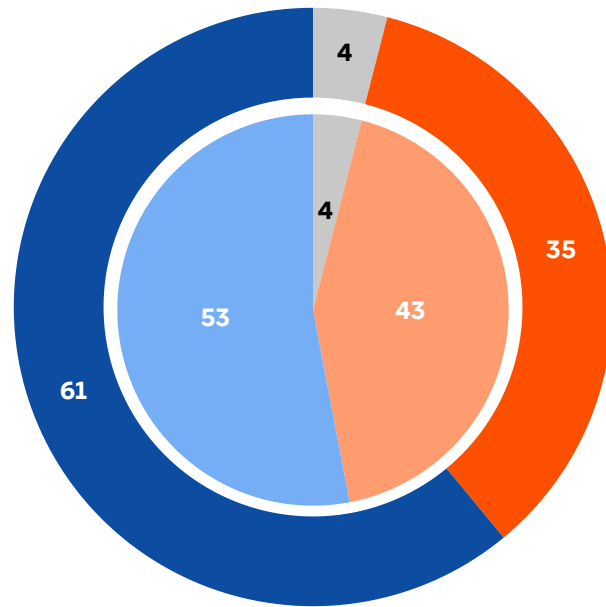
Standard of living over the next five years



Optimism about the future of the EU

SD22. Would you say that you are very optimistic, fairly optimistic, fairly pessimistic or very pessimistic about the future of the EU? (%)

EU27 Outer Pie
 EL Inner Pie

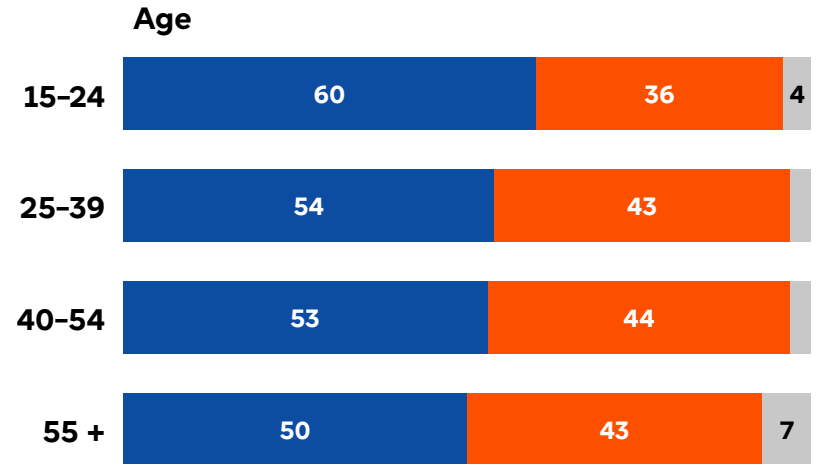


● Total 'Optimistic' ● Total 'Pessimistic' ● Don't know

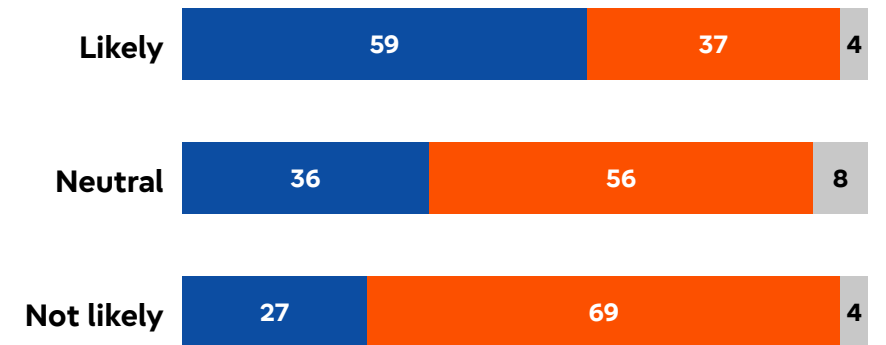
	EU27	EL
Total 'Optimistic'	61 ▲1	53 ▲2
Total 'Pessimistic'	35 ▼1	43 ▼3
Don't know	4 =	4 ▲1

▲▼ (Feb/Mar 2024 - Sept/Oct 2023)

Sociodemographic breakdown (%)



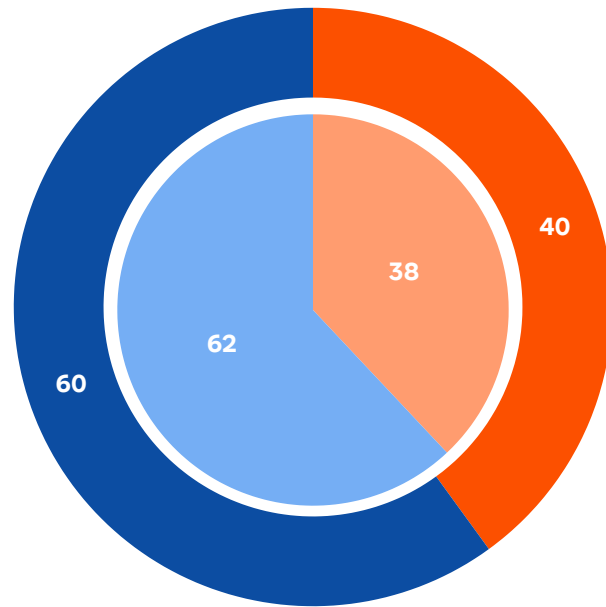
Likelihood to vote in the next European elections



Awareness of EU politics

QA3. Some people follow what's going on in European Union politics, whether there's an election going on or not. Others aren't that interested. Would you say you follow what's going on in European Union politics? (%)

EU27  Outer Pie
 EL  Inner Pie

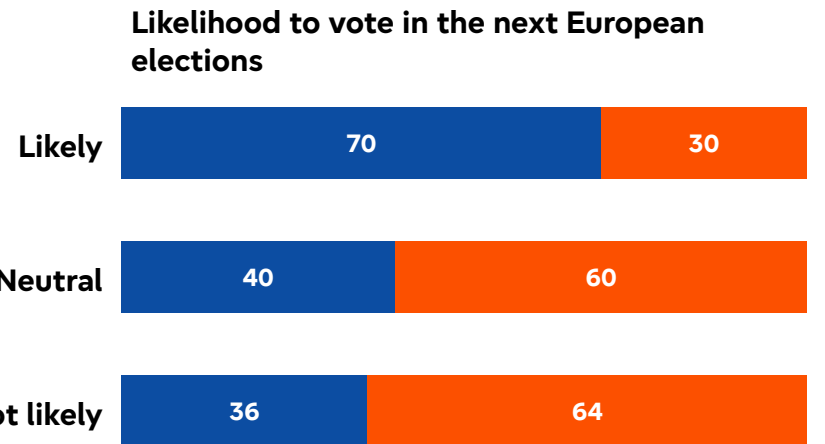
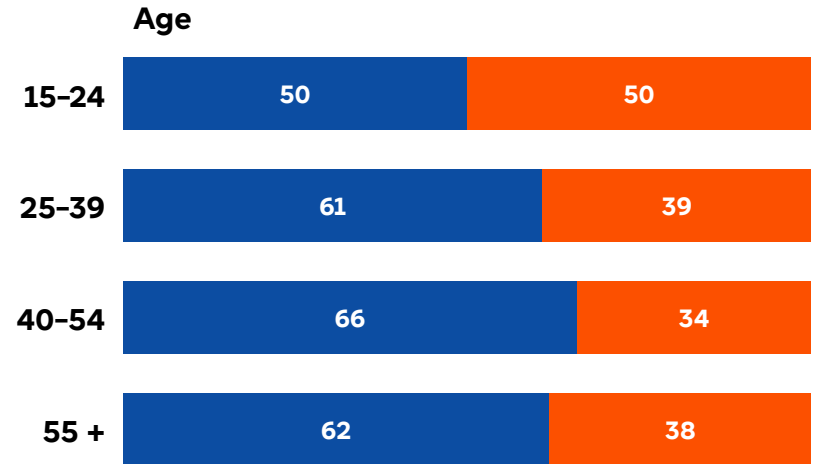


● Total 'Follow' ● Total 'Not follow'

	EU27		EL	
Total 'Follow'	60	▲5	62	▲6
Total 'Not follow'	40	▼5	38	▼6

▲▼ (Feb/Mar 2024 - Sept/Oct 2023)

Sociodemographic breakdown (%)



Exchanges on political matters

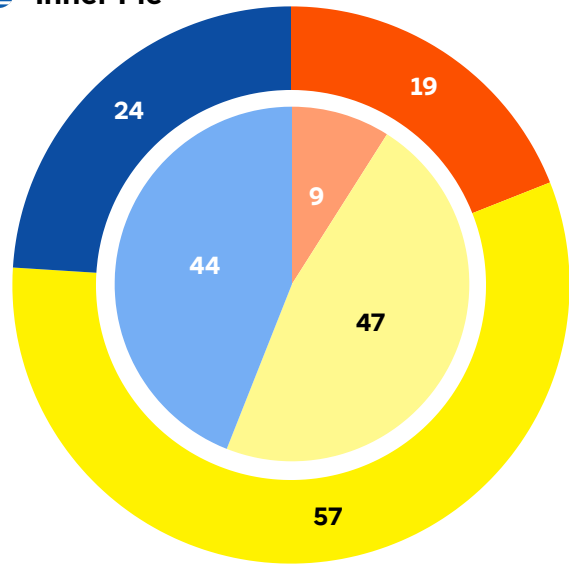
D71. When you get together with friends or relatives, would you say you discuss frequently, occasionally or never about...? (%)

National political matters

European political matters

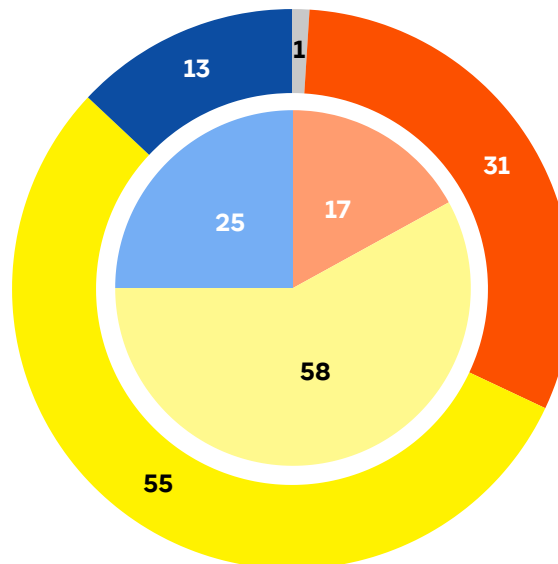
Local political matters

EU27 Outer Pie
EL Inner Pie



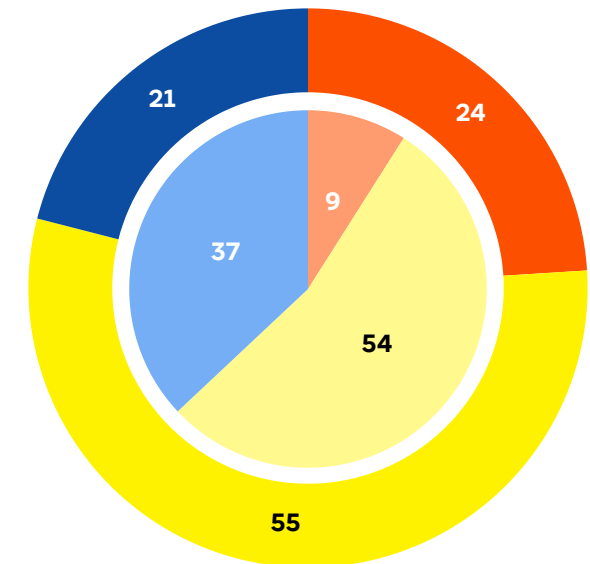
	EU27		EL	
Frequently	24	▼2	44	▼3
Occasionally	57	▲2	47	▲3
Never	19	=	9	=

▲▼ (Feb/Mar 2024 - Sept/Oct 2023)



	EU27		EL	
Frequently	13	▼2	25	▼1
Occasionally	55	▲2	58	=
Never	31	=	17	▲1
Don't know	1	=		

▲▼ (Feb/Mar 2024 - Sept/Oct 2023)



	EU27		EL	
Frequently	21	▼3	37	▼3
Occasionally	55	▲2	54	▲4
Never	24	▲1	9	▼1

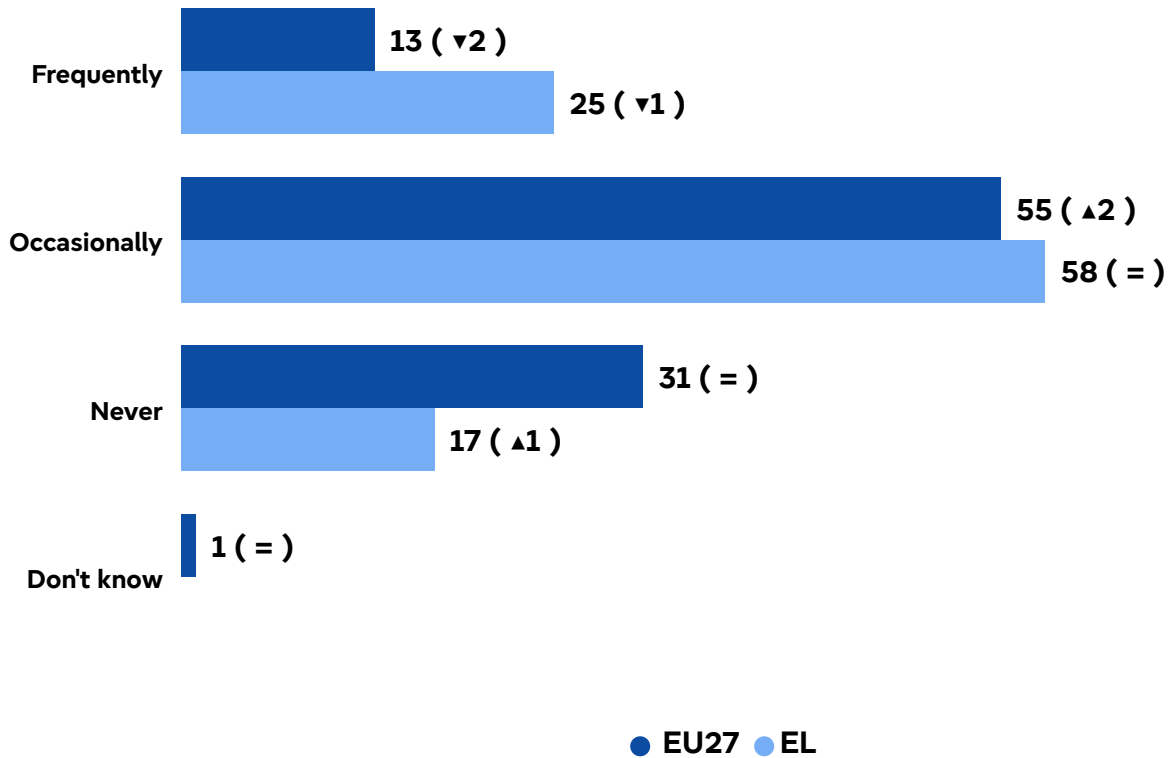
▲▼ (Feb/Mar 2024 - Sept/Oct 2023)

● Frequently ● Occasionally ● Never ● Don't know

Exchanges on political matters

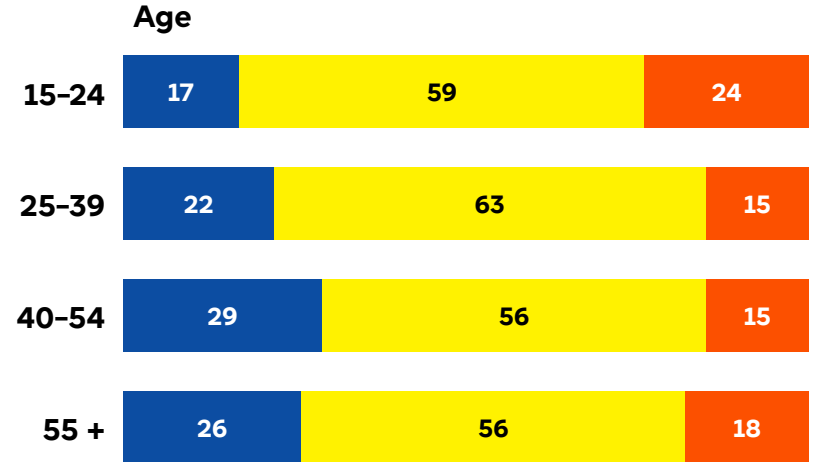


D71.2. When you get together with friends or relatives, would you say you discuss frequently, occasionally or never about...? :-European political matters (%)

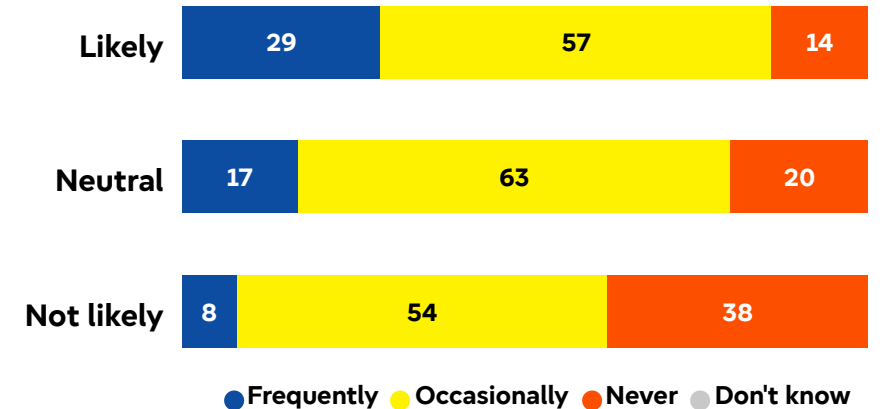


▲▼ (Feb/Mar 2024 - Sept/Oct 2023)

Sociodemographic breakdown (%)



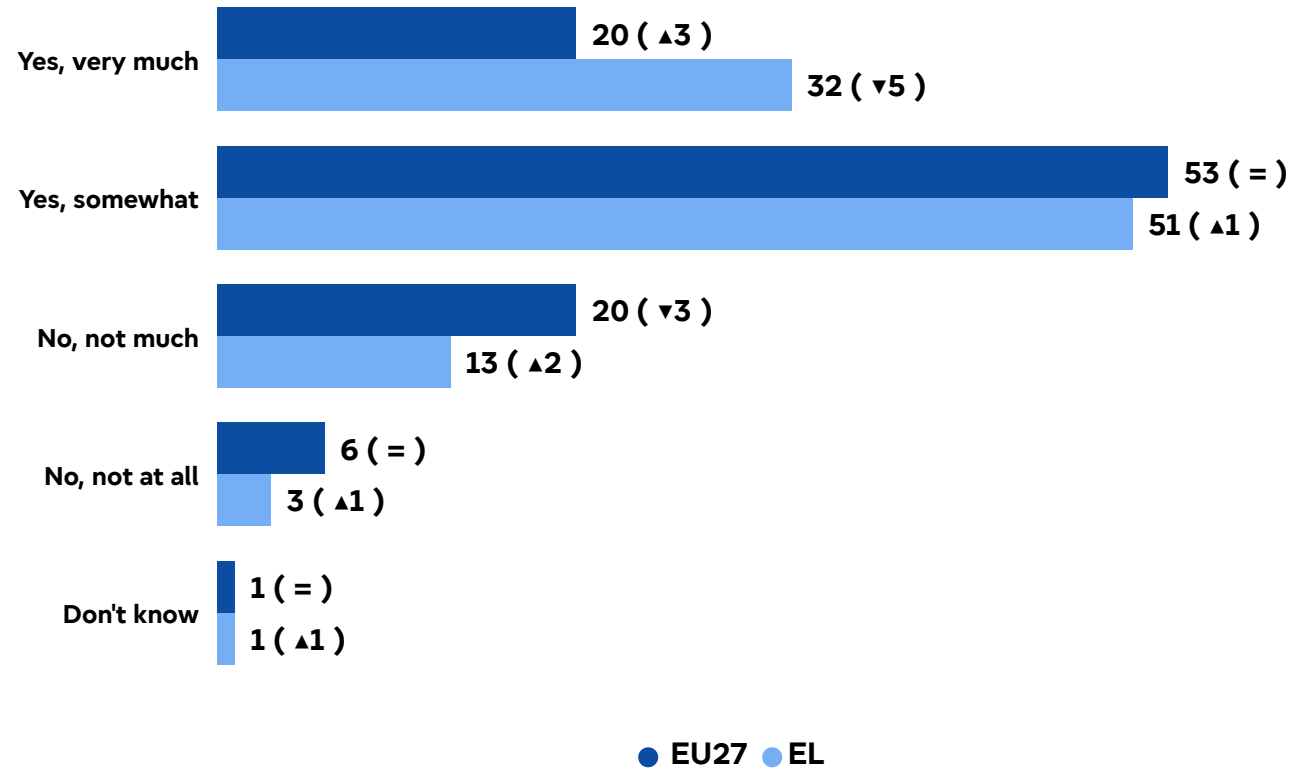
Likelihood to vote in the next European elections



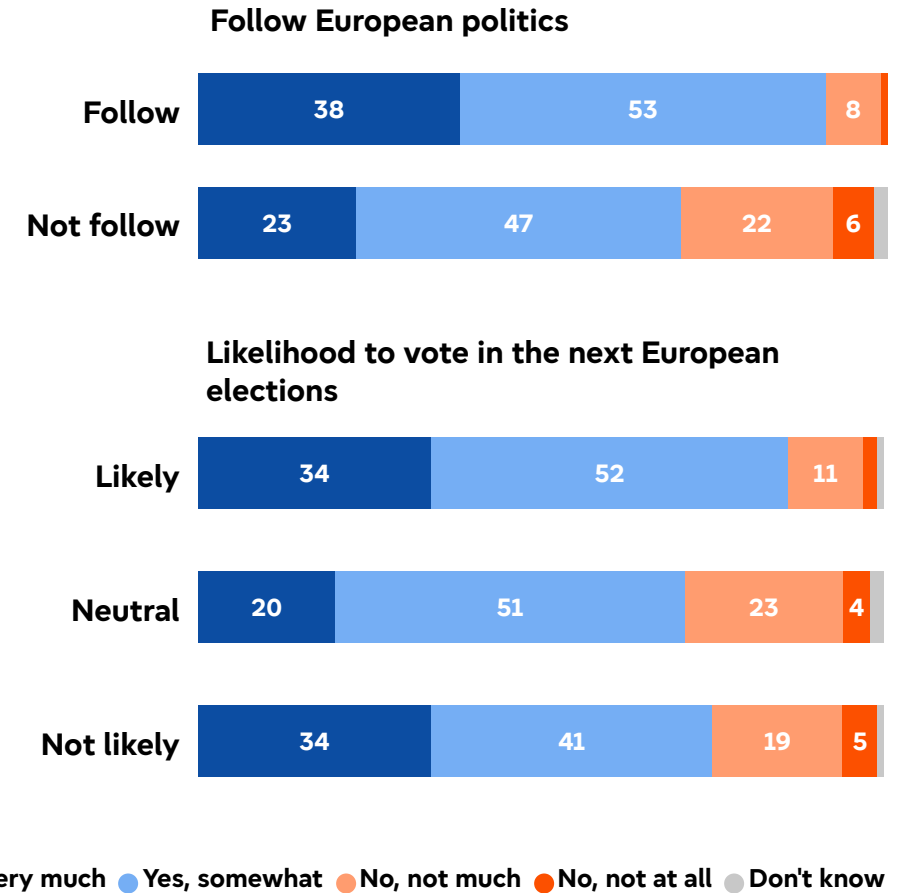
The impact of EU actions on citizens' daily lives



QA7. Would you say the actions of the EU have an impact on your daily life? (%)



🇸🇪 Sociodemographic breakdown (%)

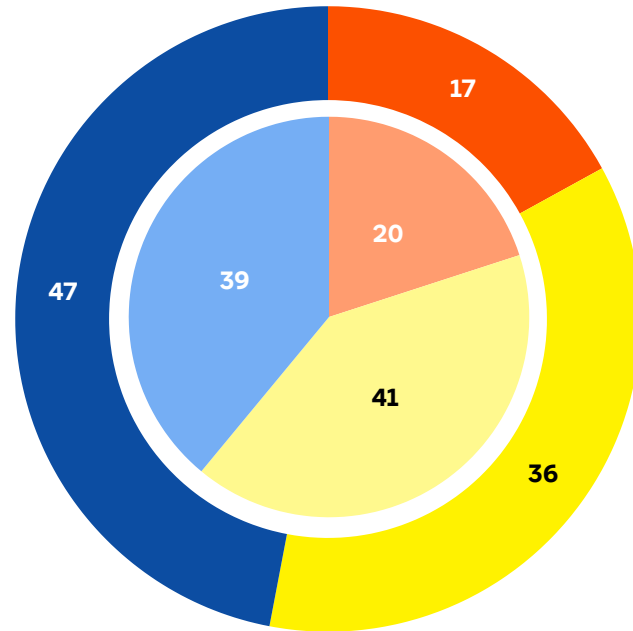


▲▼ (Feb/Mar 2024 - Sept/Oct 2023)

05 Europeans' perception of the EU and EU membership

D78. In general, does the EU conjure up for you a very positive, fairly positive, neutral, fairly negative or very negative image? (%)

EU27 Outer Pie
EL Inner Pie



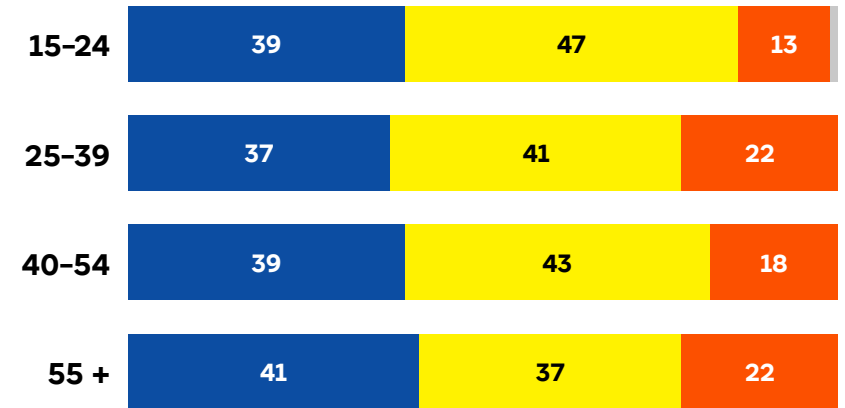
● Total 'Positive' ● Neutral ● Total 'Negative'

	EU27	EL
Total 'Positive'	47 ▲2	39 ▼4
Neutral	36 ▼2	41 ▲3
Total 'Negative'	17 ▲1	20 ▲1
Don't know	▼1	

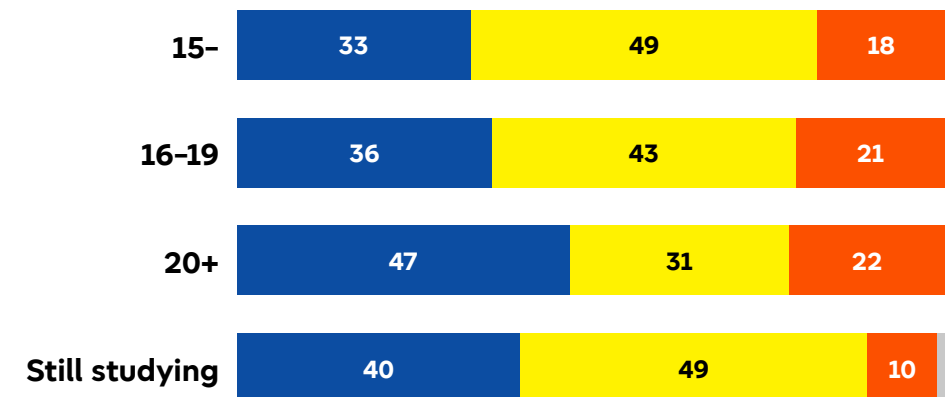
▲▼ (Feb/Mar 2024 - Sept/Oct 2023)

Sociodemographic breakdown (%)

Age

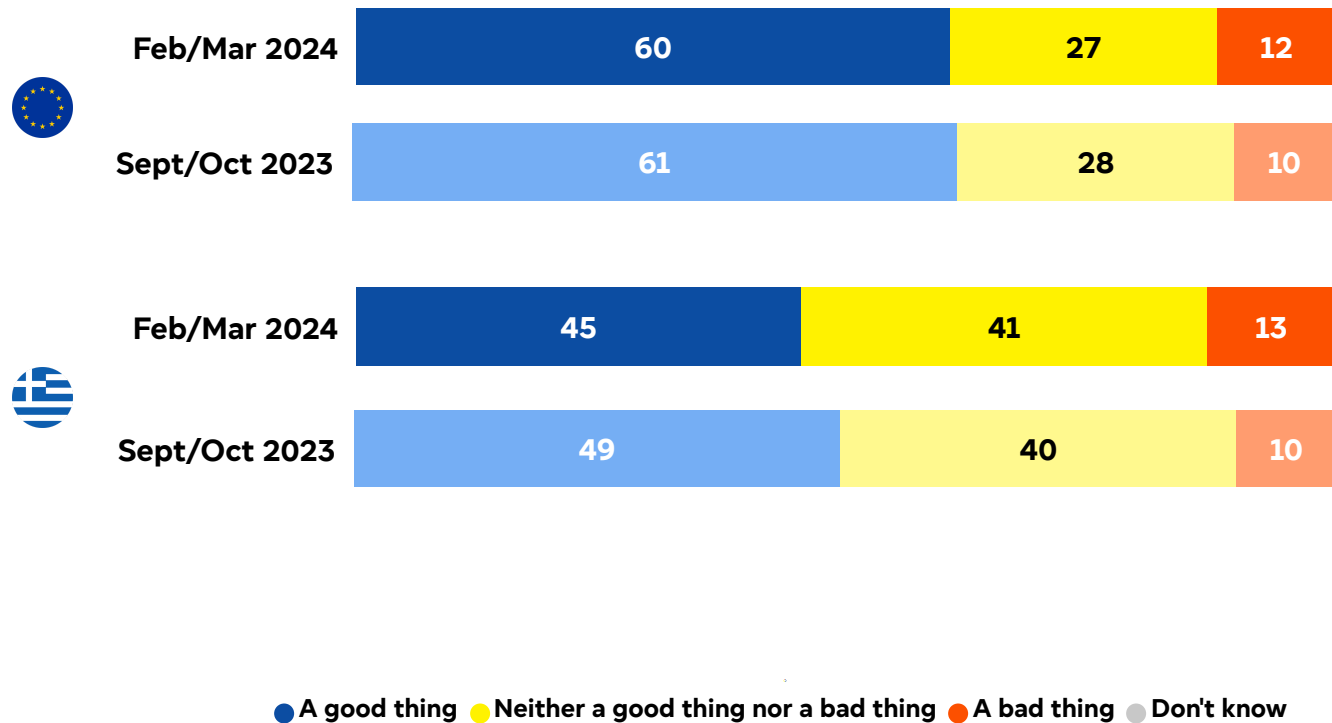


Education (End of)



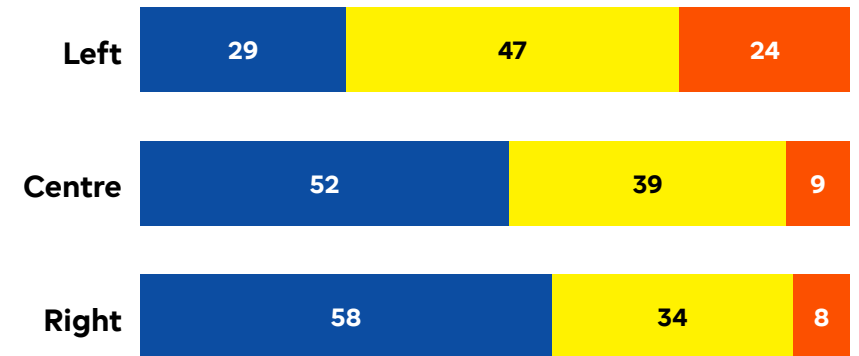
Perception of EU membership

QA4. Generally speaking, do you think that (OUR COUNTRY'S) membership of the EU is...? (%)




 Sociodemographic breakdown (%)

Left-Right political scale



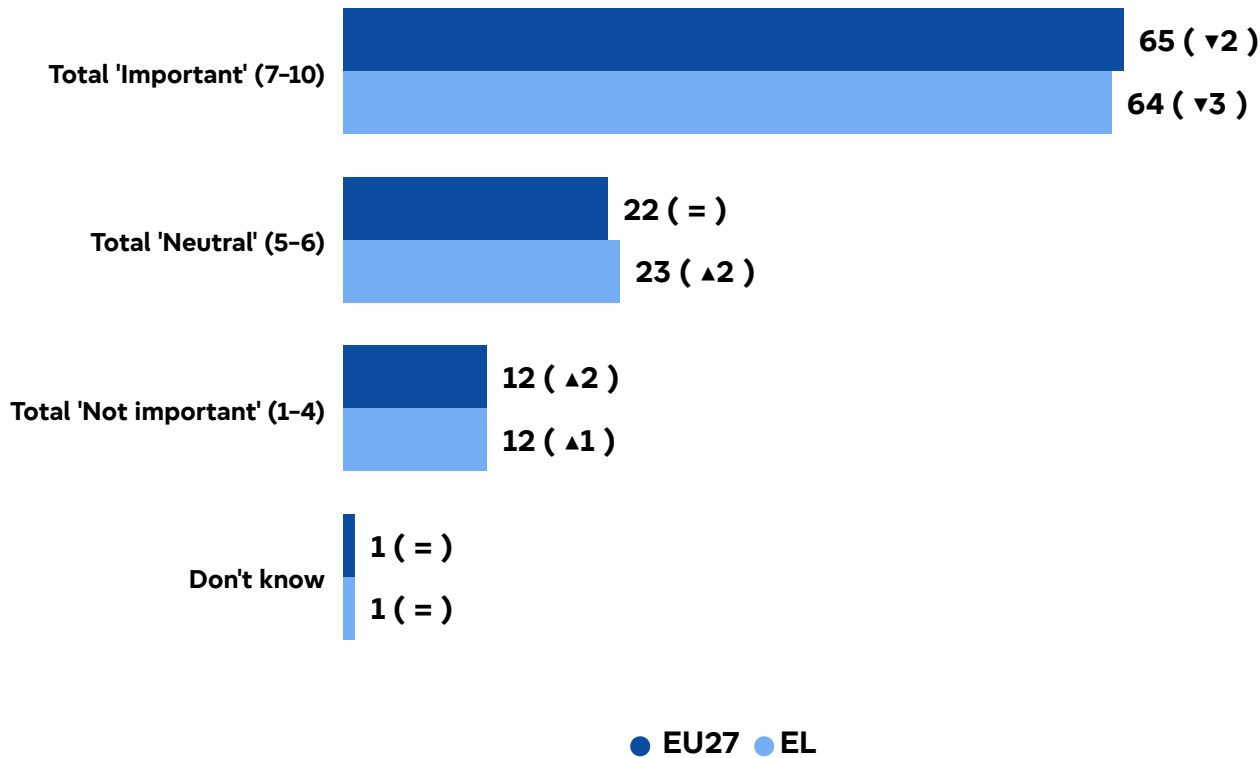
Follow European politics



Importance of EU membership




QA5. How important is it for you that (OUR COUNTRY) is a Member State of the European Union? Please use a scale from 1 to 10 where 1 means "not at all important" and 10 means "extremely important"? (%)




Sociodemographic breakdown (%)

Left-Right political scale



Follow European politics

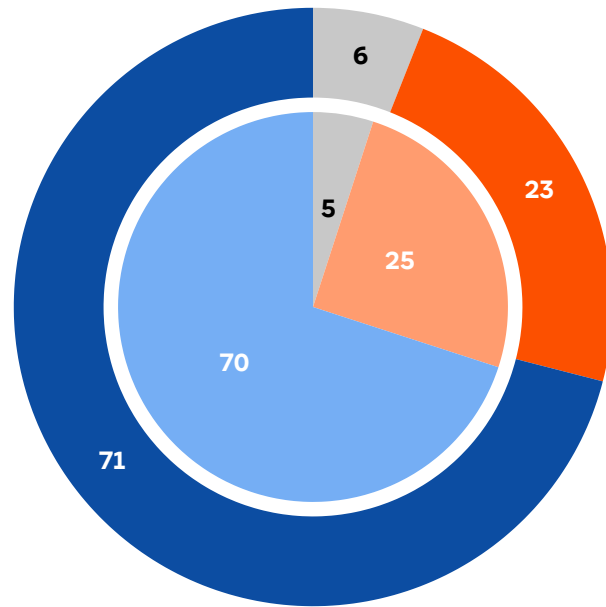


● Total 'Important' (7-10) ● Total 'Neutral' (5-6) ● Total 'Not important' (1-4) ● Don't know

Benefits of EU membership

QA6. Taking everything into account, would you say that (OUR COUNTRY) has on balance benefited or not from being a member of the EU? (%)

EU27 Outer Pie
EL Inner Pie

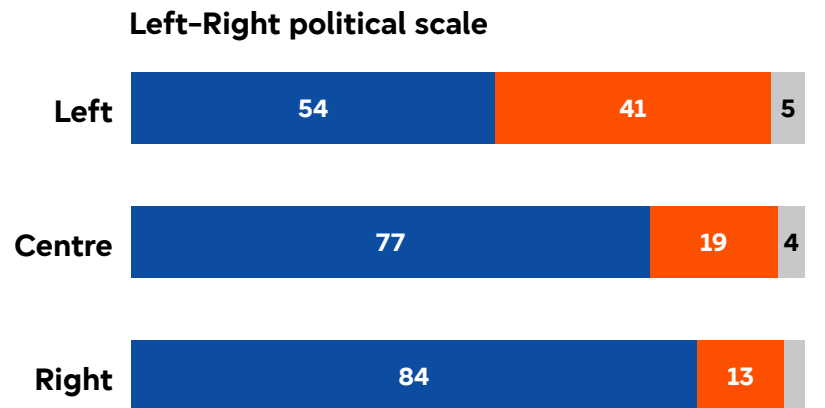
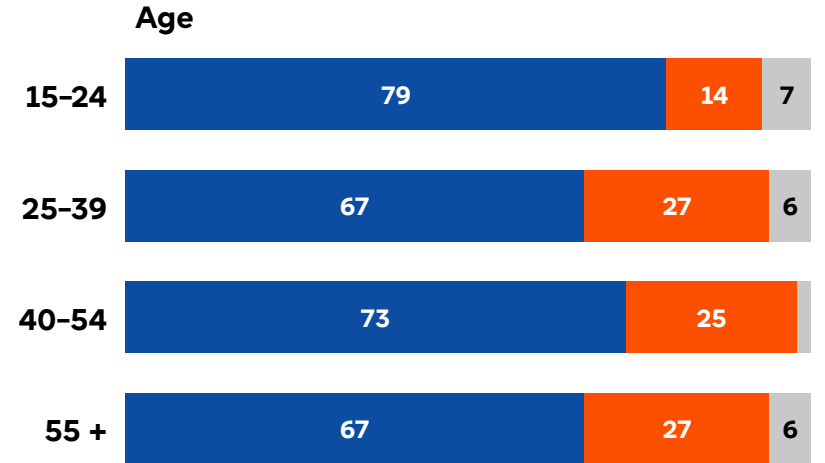


● Benefited ● Not benefited ● Don't know

	EU27	EL
Benefited	71 ∇ 1	70 ∇ 3
Not benefited	23 \blacktriangle 1	25 \blacktriangle 2
Don't know	6 =	5 \blacktriangle 1

\blacktriangle ∇ (Feb/Mar 2024 - Sept/Oct 2023)

Sociodemographic breakdown (%)



Opinion about the EU's response to major crises

QA8. Over the past 15 years, Europe has experienced several major crises. How satisfied or not are you with the EU's response to each of the following ones? (%)

The COVID-19 pandemic



Russia's invasion of Ukraine




Climate change




Migration



The economic and financial situation



Brexit



● Total 'Satisfied' ● Total 'Not satisfied' ● Don't know

Feb/Mar 2024

Opinion about the EU's response to major crises

QA8. Over the past 15 years, Europe has experienced several major crises. How satisfied or not are you with the EU's response to each of the following ones? (%)

	The COVID-19 pandemic			The economic and financial situation			Migration		
	EL	Benefited	Not benefited	EL	Benefited	Not benefited	EL	Benefited	Not benefited
Total 'Satisfied'	37	47	10	16	21	4	14	19	4
Total 'Not satisfied'	61	51	88	82	77	95	83	79	94
Don't know	2	2	2	2	2	1	3	2	2

	Climate change			Russia's invasion of Ukraine			Brexit		
	EL	Benefited	Not benefited	EL	Benefited	Not benefited	EL	Benefited	Not benefited
Total 'Satisfied'	28	35	12	30	39	7	35	44	15
Total 'Not satisfied'	67	61	86	65	56	90	43	37	60
Don't know	5	4	2	5	5	3	22	19	25

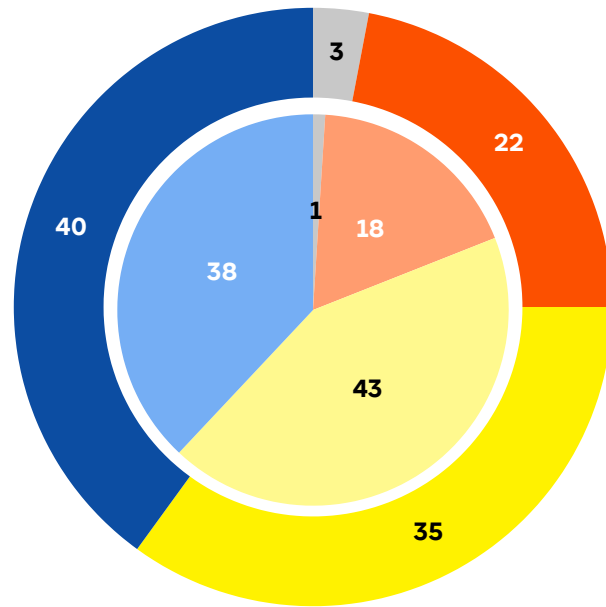
 Sociodemographic breakdown – Benefit of EU membership (%)

06 EU in the world and future perspectives

Role of the EU in the world

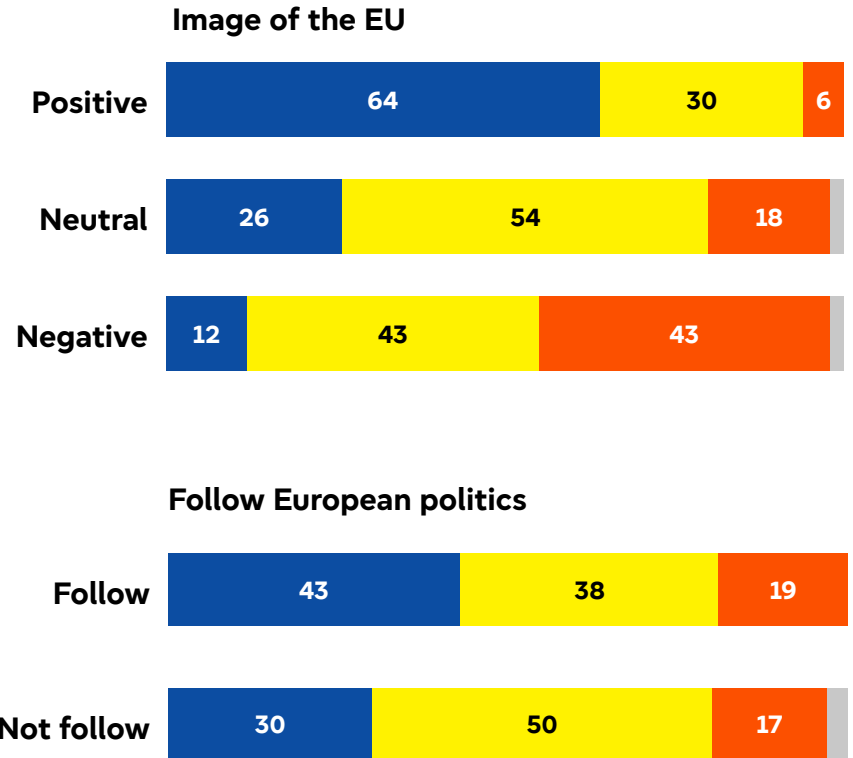
QA9. Would you say that over the past years the role of the European Union in the world has become...? (%)

EU27 Outer Pie
EL Inner Pie



● More important ● Stayed the same ● Less important ● Don't know

Sociodemographic breakdown (%)



Feb/Mar 2024

EU focus areas to reinforce its position in the world

Q11ab. Thinking about the future, which of the following aspects should the EU focus on in order to reinforce its position in the world? Firstly? And Then? (%)

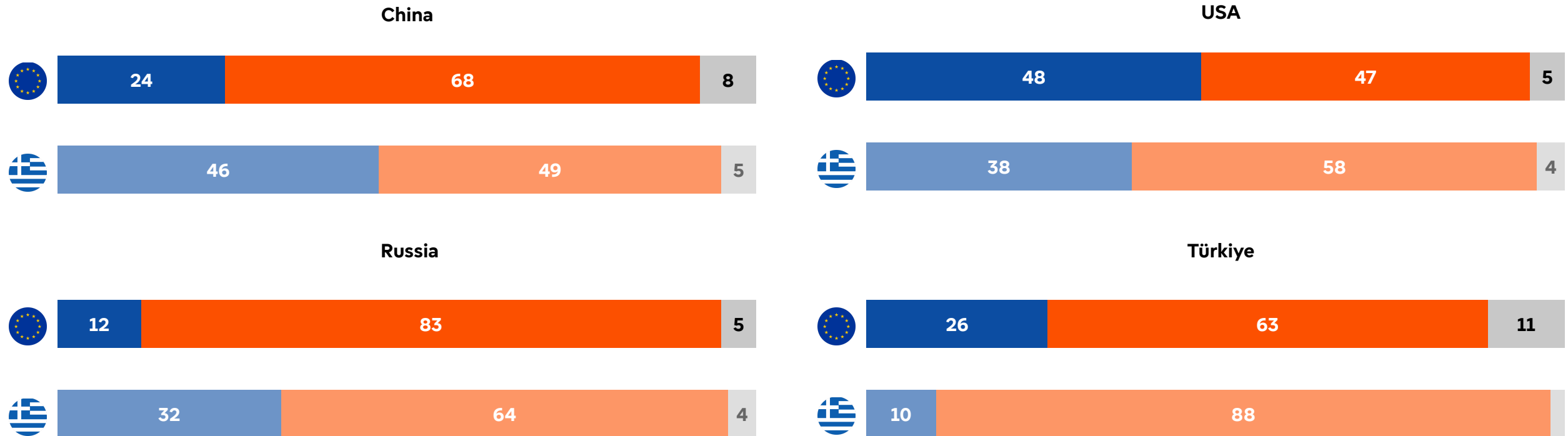


 Sociodemographic breakdown – Age (%)

	EL	15-24	25-39	40-54	55 +
Defence and security	30	24	29	29	32
Energy issues, energy independence, resources and infrastructures	35	38	37	34	33
Food security and agriculture	36	21	27	37	45
Competitiveness, economy and industry	38	36	36	45	35
Climate action and emissions reductions	19	28	21	19	16
EU values, including democracy and the protection of human rights	20	22	17	21	21
Education and research	26	41	25	25	22
Demography, migration and population ageing	30	13	29	32	33
Foreign relations and diplomacy	13	18	12	12	12
International trade	12	7	16	12	12
Technology and innovation, including AI (Artificial Intelligence)	11	23	12	11	6
The euro	7	9	10	6	6
Culture	10	12	13	7	10
EU enlargement	4	2	3	5	4
Don't know	1	0	0	0	1

Opinion about major non-EU countries

QA10. In regard to each of the following countries, do you have a positive or a negative view about it? (%)



● Total 'Positive' ● Total 'Negative' ● Don't know

Public Opinion Monitoring Unit | DG COMM

public.opinion.monitoring@ep.europa.eu

@EP_trends

Eurobarometer | EU • Eurobarometer | At your service

Survey requested by the European Parliament, Public Opinion Monitoring Unit. This document does not represent the point of view of the European Parliament. Interpretations and opinions contained in it are solely those of the authors.

For more information on this survey, scan the QR code

